


## SUPERCAR CHALLENGE SPA EURO RACE 2015 RACE 1

Analysis

Lap	Time	Sector 1	Sector 2	Sector 3	Kph	Elapsed	Lap	Time	Sector 1	Sector 2	Sector 3	Kph	Elapsed
<b>101 Rogor Grouwels / Kelvin Snoeks</b> Team RaceArt Dodge Viper GT3-R							<div style="display: flex; justify-content: space-between;"> <span>Personal Best</span> <span>Session Best</span> <span>B Crossing the finish line in pit lane</span> </div>						
1	2:22.444	40.969	1:05.867	35.608	177.0	2:22.444	6	2:25.692	40.201	1:07.944	37.547	173.1	14:36.608
2	<b>2:19.418</b>	39.484	<b>1:04.621</b>	<b>35.313</b>	180.9	4:41.862	7	2:25.509	40.026	1:08.437	37.046	173.3	17:02.117
3	2:21.545	39.225	1:06.776	35.544	178.1	7:03.407	8	2:25.625	40.124	1:07.973	37.528	173.1	19:27.742
4	2:21.223	39.576	1:05.818	35.829	178.5	9:24.630	9	2:25.917	40.103	1:08.714	37.100	172.8	21:53.659
5	2:20.987	<b>39.128</b>	1:05.677	36.182	178.8	11:45.617	10	2:27.857	41.658	1:08.955	37.244	170.5	24:21.516
6	2:21.730	39.680	1:05.528	36.522	177.9	14:07.347	11	2:26.224	40.469	1:08.220	37.535	172.4	26:47.740
7	2:21.948	39.131	1:06.957	35.860	177.6	16:29.295	12	2:34.050 <b>B</b>	40.033	1:09.084	44.933	163.7	29:21.790
8	2:21.780	39.611	1:06.302	35.867	177.8	18:51.075	13	3:59.277	2:02.474	1:15.354	41.449	105.4	33:21.067
9	2:24.265	39.702	1:08.427	36.136	174.8	21:15.340	14	2:39.708	43.386	1:15.361	40.961	157.9	36:00.775
10	2:21.620	39.354	1:06.369	35.897	178.0	23:36.960	15	2:37.894	43.094	1:14.498	40.302	159.7	38:38.669
11	2:21.804	40.044	1:05.921	35.839	177.8	25:58.764	16	2:55.979	43.788	1:14.625	57.566	143.3	41:34.648
12	2:30.081 <b>B</b>	39.743	1:06.838	43.500	168.0	28:28.845	17	2:49.833 <b>B</b>	43.093	1:14.864	51.876	148.5	44:24.481
13	3:48.350	1:58.330	1:12.024	37.996	110.4	32:17.195	18	4:47.322	2:47.623	1:16.071	43.628	87.8	49:11.803
14	2:26.339	40.675	1:08.389	37.275	172.3	34:43.534	19	2:44.257	43.847	1:16.616	43.794	153.5	51:56.060
15	2:29.075	40.160	1:10.947	37.968	169.1	37:12.609	20	2:41.467	43.813	1:15.425	42.229	156.2	54:37.527
16	2:28.539	42.225	1:07.953	38.361	169.7	39:41.148	21	2:40.770	43.830	1:15.648	41.292	156.8	57:18.297
17	2:25.698	40.174	1:08.032	37.492	173.1	42:06.846	22	2:43.206	43.364	1:16.965	42.877	154.5	1:00:01.503
18	2:25.359	40.316	1:07.708	37.335	173.5	44:32.205	23	2:40.895	43.733	1:15.877	41.285	156.7	1:02:42.398
19	2:26.450	41.362	1:07.319	37.769	172.2	46:58.655	24	2:43.221	44.314	1:15.493	43.414	154.5	1:05:25.619
20	2:24.640	40.329	1:07.189	37.122	174.3	49:23.295							
21	2:27.658	40.070	1:08.985	38.603	170.8	51:50.953							
22	2:27.954	41.975	1:08.620	37.359	170.4	54:18.907							
23	2:26.995	40.273	1:09.288	37.434	171.5	56:45.902							
24	2:25.686	40.599	1:07.805	37.282	173.1	59:11.588							
25	2:27.010	41.137	1:08.534	37.339	171.5	1:01:38.598							
26	2:28.442	39.828	1:08.727	39.887	169.9	1:04:07.040							
<b>102 Henry Zumbrink</b> Volvo Reede Racing by DayVTec Volvo S60 V8													
1	2:24.811	41.801	1:06.885	36.125	174.1	2:24.811	1	2:27.178	43.149	1:07.627	<b>36.402</b>	171.3	2:27.178
2	2:21.928	39.931	1:06.192	<b>35.805</b>	177.7	4:46.739	2	2:24.422	<b>40.350</b>	1:07.191	36.881	174.6	4:51.600
3	2:23.807	39.954	1:07.807	36.046	175.3	7:10.546	3	2:27.508	40.517	1:09.951	37.040	170.9	7:19.108
4	<b>2:21.915</b>	39.749	<b>1:06.115</b>	36.051	177.7	9:32.461	4	2:24.484	40.363	1:07.330	36.791	174.5	9:43.592
5	2:22.955	39.766	1:06.732	36.457	176.4	11:55.416	5	2:24.680	40.484	1:07.409	36.787	174.3	12:08.272
6	2:24.155	<b>39.691</b>	1:07.131	37.333	174.9	14:19.571	6	2:25.224	40.599	1:07.330	37.295	173.6	14:33.496
7	2:24.689	40.270	1:07.202	37.217	174.3	16:44.260	7	<b>2:24.257</b>	40.506	<b>1:06.922</b>	36.829	174.8	16:57.753
8	2:26.803	41.750	1:08.597	36.456	171.8	19:11.063	8	2:25.518	40.400	1:07.519	37.599	173.3	19:23.271
9	2:34.902 <b>B</b>	40.053	1:08.417	46.432	162.8	21:45.965	9	2:25.374	41.210	1:07.279	36.885	173.4	21:48.645
10	3:56.387	2:09.828	1:09.161	37.398	106.7	25:42.352	10	2:25.687	41.032	1:07.642	37.013	173.1	24:14.332
11	2:24.794	40.031	1:07.323	37.440	174.1	28:07.146	11	2:32.907 <b>B</b>	40.450	1:07.800	44.657	164.9	26:47.239
12	2:25.433	40.088	1:07.993	37.352	173.4	30:32.579	12	3:59.846	2:12.267	1:09.472	38.107	105.1	30:47.085
13	2:26.728	40.310	1:09.052	37.366	171.8	32:59.307	13	2:27.759	40.635	1:09.676	37.448	170.6	33:14.844
14	2:26.025	40.689	1:08.412	36.924	172.7	35:25.332	14	2:27.894	41.244	1:08.655	37.995	170.5	35:42.738
15	2:26.682	40.189	1:09.115	37.378	171.9	37:52.014	15	2:26.106	40.452	1:08.481	37.173	172.6	38:08.844
16	2:27.002	40.346	1:08.751	37.905	171.5	40:19.016	16	2:26.916	40.367	1:08.726	37.823	171.6	40:35.760
17	2:27.047	40.771	1:09.005	37.271	171.5	42:46.063	17	2:27.218	40.878	1:09.326	37.014	171.3	43:02.978
							18	2:26.891	40.809	1:09.122	36.960	171.7	45:29.869
							19	2:26.464	40.499	1:08.839	37.126	172.2	47:56.333
							20	2:26.887	40.877	1:08.372	37.638	171.7	50:23.220
							21	2:26.593	40.390	1:09.317	36.886	172.0	52:49.813
							22	2:26.513	40.429	1:08.996	37.088	172.1	55:16.326
							23	2:26.558	40.457	1:08.861	37.240	172.0	57:42.884
							24	2:26.528	40.608	1:08.702	37.218	172.1	1:00:09.412
							25	2:32.215	40.391	1:12.384	39.440	165.6	1:02:41.627
							26	2:27.625	41.023	1:09.236	37.366	170.8	1:05:09.252
<b>106 Max Koebolt / Pol Stoffel</b> DayVTec Volvo S60 V8													
1	2:30.138	44.241	1:08.508	37.389	167.9	2:30.138	1	2:31.650	44.272	1:08.924	38.454	166.3	2:31.650
2	2:25.098	40.244	1:07.981	36.873	173.8	4:55.236	2	2:28.059	42.126	1:08.352	37.581	170.3	4:59.709
3	2:26.178	40.207	1:09.052	36.919	172.5	7:21.414	3	2:31.136	41.635	1:10.890	38.611	166.8	7:30.845
4	<b>2:24.641</b>	<b>39.804</b>	<b>1:07.861</b>	36.976	174.3	9:46.055	4	2:29.179	41.313	1:09.961	37.905	169.0	10:00.024
5	2:24.861	40.064	1:07.998	<b>36.799</b>	174.1	12:10.916	5	2:27.988	40.989	1:08.917	38.082	170.4	12:28.012
<b>110 Nicolas Vandierendonck / Jeffrey van Hooydo</b> Shipex SRT Racing Corvette													
1	2:31.650	44.272	1:08.924	38.454	166.3	2:31.650	1	2:31.650	44.272	1:08.924	38.454	166.3	2:31.650
2	2:28.059	42.126	1:08.352	37.581	170.3	4:59.709	2	2:28.059	42.126	1:08.352	37.581	170.3	4:59.709
3	2:31.136	41.635	1:10.890	38.611	166.8	7:30.845	3	2:31.136	41.635	1:10.890	38.611	166.8	7:30.845
4	2:29.179	41.313	1:09.961	37.905	169.0	10:00.024	4	2:29.179	41.313	1:09.961	37.905	169.0	10:00.024
5	2:27.988	40.989	1:08.917	38.082	170.4	12:28.012	5	2:27.988	40.989	1:08.917	38.082	170.4	12:28.012
6	2:26.801	41.411	1:07.725	37.665	171.8	14:54.813	6	2:26.801	41.411	1:07.725	37.665	171.8	14:54.813



## SUPERCAR CHALLENGE SPA EURO RACE 2015 RACE 1

### Analysis

Lap	Time	Sector 1	Sector 2	Sector 3	Kph	Elapsed	Lap	Time	Sector 1	Sector 2	Sector 3	Kph	Elapsed
7	2:26.287	41.324	1:07.592	37.371	172.4	17:21.100							
8	2:27.283	42.190	1:07.721	37.372	171.2	19:48.383							
9	2:59.083 <b>B</b>	41.365	1:30.817	46.901	140.8	22:47.466							
10	4:02.703	2:17.918	1:08.098	36.687	103.9	26:50.169							
11	2:24.836	40.215	1:06.615	38.006	174.1	29:15.005							
12	2:23.631	41.152	1:05.891	36.588	175.5	31:38.636							
13	2:23.568	40.334	1:06.826	36.408	175.6	34:02.204							
14	2:23.117	40.464	1:06.266	<b>36.387</b>	176.2	36:25.321							
15	2:24.392	40.165	1:07.553	36.674	174.6	38:49.713							
16	2:25.011	40.558	1:06.900	37.553	173.9	41:14.724							
17	<b>2:22.163</b>	40.193	<b>1:05.583</b>	36.387	177.4	43:36.887							
18	2:24.605	40.927	1:07.188	36.490	174.4	46:01.492							
19	2:24.242	41.288	1:06.388	36.566	174.8	48:25.734							
20	2:24.223	40.248	1:07.420	36.555	174.8	50:49.957							
21	2:24.907	40.481	1:06.652	37.774	174.0	53:14.864							
22	2:24.501	<b>40.129</b>	1:07.526	36.846	174.5	55:39.365							
23	2:24.630	41.263	1:06.498	36.869	174.3	58:03.995							
24	2:24.748	40.594	1:07.390	36.764	174.2	1:00:28.743							
25	2:24.023	40.292	1:07.294	36.437	175.1	1:02:52.766							
26	2:28.828	40.253	1:09.931	38.644	169.4	1:05:21.594							

111 Henk Thuis						
Radical Benelux			Radical RXC			
1	2:41.123	49.978	1:11.796	39.349	156.5	2:41.123
2	2:30.804	42.775	1:10.331	37.698	167.2	5:11.927
3	3:08.311	42.540	1:46.222	39.549	133.9	8:20.238
4	2:30.782	43.149	1:10.058	<b>37.575</b>	167.2	10:51.020
5	2:35.775	42.620	1:13.269	39.886	161.9	13:26.795
6	<b>2:28.026</b>	42.299	1:08.029	37.698	170.3	15:54.821
7	2:28.861	42.418	1:08.519	37.924	169.4	18:23.682
8	2:31.911	42.900	1:10.524	38.487	166.0	20:55.593
9	2:39.481 <b>B</b>	42.347	1:08.648	48.486	158.1	23:35.074
10	3:54.188	2:06.443	1:08.711	39.034	107.7	27:29.262
11	2:29.210	42.786	1:08.714	37.710	169.0	29:58.472
12	2:28.812	42.571	1:08.199	38.042	169.4	32:27.284
13	2:28.377	42.591	1:07.927	37.859	169.9	34:55.661
14	2:29.593	42.105	1:09.723	37.765	168.6	37:25.254
15	2:30.369	42.376	1:10.174	37.819	167.7	39:55.623
16	2:28.388	42.323	1:08.304	37.761	169.9	42:24.011
17	2:28.552	42.567	<b>1:07.363</b>	38.622	169.7	44:52.563
18	2:28.861	<b>42.012</b>	1:08.774	38.075	169.4	47:21.424
19	2:37.442	42.087	1:13.704	41.651	160.1	49:58.866
20	2:35.358	43.554	1:12.271	39.533	162.3	52:34.224
21	2:33.578	43.547	1:10.287	39.744	164.2	55:07.802
22	2:34.024	43.118	1:11.721	39.185	163.7	57:41.826
23	2:33.791	43.964	1:10.731	39.096	164.0	1:00:15.617
24	2:31.054	42.596	1:09.690	38.768	166.9	1:02:46.671
25	2:37.832	42.406	1:13.512	41.914	159.8	1:05:24.503


121 Nol Köhler / Carlo Kuijer						
Divitec Racing			Solution F V8			
1	3:11.185	1:15.010	1:15.319	40.856	131.9	3:11.185
2	2:37.010	43.709	<b>1:11.168</b>	42.133	160.6	5:48.195
3	2:40.181	45.708	1:14.681	<b>39.792</b>	157.4	8:28.376
4	<b>2:35.467</b>	<b>43.336</b>	1:11.683	40.448	162.2	11:03.843

131 Jan Storm / Niels Bouwhuis						
Storm-Tag Point Motorsport			BMW Z4 GT3			
1	2:25.567	42.692	1:06.253	36.622	173.2	2:25.567
2	<b>2:21.947</b>	40.659	1:04.959	36.329	177.6	4:47.514
3	2:23.873	40.601	1:06.958	36.314	175.3	7:11.387
4	2:22.229	<b>40.421</b>	1:05.347	36.461	177.3	9:33.616
5	2:22.226	40.435	1:05.087	36.704	177.3	11:55.842
6	2:23.229	40.485	1:06.122	36.622	176.0	14:19.071
7	2:22.006	40.438	<b>1:04.813</b>	36.755	177.6	16:41.077
8	2:23.151	40.736	1:05.448	36.967	176.1	19:04.228
9	2:22.368	40.451	1:05.172	36.745	177.1	21:26.596
10	2:22.932	40.434	1:06.310	<b>36.188</b>	176.4	23:49.528
11	2:24.005	41.862	1:05.520	36.623	175.1	26:13.533
12	2:31.207 <b>B</b>	40.832	1:06.716	43.659	166.8	28:44.740
13	4:16.319	2:26.807	1:09.685	39.827	98.4	33:01.059
14	2:30.724	41.918	1:09.869	38.937	167.3	35:31.783
15	2:30.795	42.153	1:09.185	39.457	167.2	38:02.578
16	2:35.259	42.314	1:12.152	40.793	162.4	40:37.837
17	2:32.406	43.419	1:09.497	39.490	165.4	43:10.243
18	2:29.337	42.085	1:09.275	37.977	168.8	45:39.580
19	2:32.864	42.021	1:09.801	41.042	164.9	48:12.444
20	2:31.751	42.759	1:10.536	38.456	166.2	50:44.195
21	2:33.009	41.903	1:09.549	41.557	164.8	53:17.204
22	2:30.853	42.098	1:09.866	38.889	167.1	55:48.057
23	2:29.817	42.251	1:09.362	38.204	168.3	58:17.874
24	2:30.261	41.993	1:09.909	38.359	167.8	1:00:48.135
25	2:30.853	42.210	1:09.076	39.567	167.1	1:03:18.988
26	2:30.886	42.132	1:10.001	38.753	167.1	1:05:49.874


158 Patrick Van Glabeke /						
Curbstone Events			Ferrari 458 GT3			
1	2:31.940	45.667	1:09.163	37.110	165.9	2:31.940
2	2:29.330	42.369	1:08.663	38.298	168.8	5:01.270
3	2:30.005	42.213	1:09.815	37.977	168.1	7:31.275
4	2:29.704	41.188	1:10.237	38.279	168.4	10:00.979
5	2:27.245	41.309	1:08.176	37.760	171.2	12:28.224
6	2:26.946	41.517	1:08.144	37.285	171.6	14:55.170
7	2:28.043	41.563	1:08.056	38.424	170.3	17:23.213
8	<b>2:26.030</b>	<b>41.032</b>	1:07.818	37.180	172.7	19:49.243
9	2:36.911 <b>B</b>	41.342	1:08.955	46.614	160.7	22:26.154
10	4:02.312	2:13.766	1:10.523	38.023	104.1	26:28.466
11	2:29.889	41.762	1:10.254	37.873	168.2	28:58.355
12	2:28.116	41.482	1:08.536	38.098	170.2	31:26.471
13	2:28.509	41.253	1:09.705	37.551	169.8	33:54.980
14	2:28.323	41.774	1:09.033	37.516	170.0	36:23.303
15	2:30.077	41.592	1:09.516	38.969	168.0	38:53.380
16	2:28.832	41.164	1:08.699	38.969	169.4	41:22.212
17	2:28.309	42.468	1:08.407	37.434	170.0	43:50.521
18	2:26.066	41.362	<b>1:07.713</b>	<b>36.991</b>	172.6	46:16.587
19	2:30.115	41.430	1:09.604	39.081	168.0	48:46.702
20	2:26.907	41.034	1:08.586	37.287	171.6	51:13.609
21	2:27.996	42.341	1:08.001	37.654	170.4	53:41.605
22	2:28.455	42.281	1:09.004	37.170	169.8	56:10.060
23	2:28.257	41.792	1:08.929	37.536	170.1	58:38.317
24	2:31.692	41.823	1:11.921	37.948	166.2	1:01:10.009
25	2:28.155	41.987	1:08.762	37.406	170.2	1:03:38.164



## SUPERCAR CHALLENGE SPA EURO RACE 2015 RACE 1

### Analysis

Lap	Time	Sector 1	Sector 2	Sector 3	Kph	Elapsed	Lap	Time	Sector 1	Sector 2	Sector 3	Kph	Elapsed
26	2:28.406	41.396	1:08.748	38.262	169.9	1:06:06.570	25	2:27.092	41.306	1:08.231	37.555	171.4	1:03:28.788
<b>173 Berry van Elk</b> BlueBerry Racing Mosler MT900R							<b>178 Louis-Philippe Soenen</b> Martino Rosso Racing Ferrari 458 GT3						
1	2:32.532	46.205	1:09.158	37.169	165.3	2:32.532	1	2:44.540	50.393	1:13.730	40.417	153.2	2:44.540
2	<b>2:23.724</b>	41.046	<b>1:06.462</b>	<b>36.216</b>	175.4	4:56.256	2	2:31.532	43.638	1:09.461	38.433	166.4	5:16.072
3	2:25.780	40.724	1:07.878	37.178	173.0	7:22.036	3	2:32.646	42.327	1:11.327	38.992	165.2	7:48.718
4	2:24.644	40.222	1:07.238	37.184	174.3	9:46.680	4	2:32.645	42.309	1:11.255	39.081	165.2	10:21.363
5	2:24.757	<b>40.217</b>	1:07.522	37.018	174.2	12:11.437	5	2:32.775	42.218	1:11.327	39.230	165.0	12:54.138
6	2:26.362	40.541	1:07.328	38.493	172.3	14:37.799	6	2:32.587	42.569	1:10.908	39.110	165.2	15:26.725
7	2:25.303	40.781	1:07.991	36.531	173.5	17:03.102	7	2:32.400	42.777	1:10.359	39.264	165.4	17:59.125
8	2:25.151	40.918	1:07.193	37.040	173.7	19:28.253	8	2:40.405 <b>B</b>	42.678	1:10.239	47.488	157.2	20:39.530
9	2:36.616 <b>B</b>	42.239	1:09.144	45.233	161.0	22:04.869	9	3:52.884	2:04.352	1:10.235	38.297	108.3	24:32.414
10	3:45.221	1:59.589	1:07.911	37.721	112.0	25:50.090	10	2:32.018	42.021	1:11.346	38.651	165.9	27:04.432
11	2:26.777	42.078	1:07.743	36.956	171.8	28:16.867	11	2:31.576	42.229	1:10.922	38.425	166.3	29:36.008
12	2:26.221	41.012	1:07.569	37.640	172.4	30:43.088	12	2:32.513	41.875	1:11.810	38.828	165.3	32:08.521
13	2:26.347	41.252	1:07.618	37.477	172.3	33:09.435	13	2:30.309	41.811	1:10.109	38.389	167.7	34:38.830
14	2:26.914	41.211	1:08.224	37.479	171.6	35:36.349	14	2:31.156	42.042	1:10.947	<b>38.167</b>	166.8	37:09.986
15	2:25.947	40.536	1:07.177	38.234	172.8	38:02.296	15	2:30.642	41.946	1:09.853	38.843	167.4	39:40.628
16	2:27.095	40.942	1:07.755	38.398	171.4	40:29.391	16	2:31.961	42.041	1:11.354	38.566	165.9	42:12.589
17	2:27.061	41.520	1:07.332	38.209	171.5	42:56.452	17	2:31.686	41.787	1:10.573	39.326	166.2	44:44.275
18	2:27.572	41.288	1:07.727	38.557	170.9	45:24.024	18	2:31.054	41.843	1:10.537	38.674	166.9	47:15.329
19	2:26.327	40.885	1:08.237	37.205	172.3	47:50.351	19	2:32.564	42.442	1:11.181	38.941	165.3	49:47.893
20	2:28.428	41.534	1:08.204	38.690	169.9	50:18.779	20	2:32.661	42.535	1:11.305	38.821	165.2	52:20.554
21	2:30.003	42.275	1:09.727	38.001	168.1	52:48.782	21	2:32.465	42.182	1:11.464	38.819	165.4	54:53.019
22	2:27.093	41.094	1:07.901	38.098	171.4	55:15.875	22	2:32.341	42.038	1:11.261	39.042	165.5	57:25.360
23	2:28.902	40.738	1:09.754	38.410	169.3	57:44.777	23	2:36.895	41.978	1:12.231	42.686	160.7	1:00:02.255
24	2:37.423	43.070	1:13.256	41.097	160.2	1:00:22.200	24	2:40.710	43.158	1:16.052	41.500	156.9	1:02:42.965
25	2:37.474	42.853	1:12.337	42.284	160.1	1:02:59.674	25	<b>2:29.016</b>	<b>41.655</b>	<b>1:09.100</b>	38.261	169.2	1:05:11.981
26	2:48.003	46.031	1:17.048	44.924	150.1	1:05:47.677							
<b>174 Javier Morcillo / Manuel Cintrano</b> Neil Garner Motorsport Mosler MT900R							<b>190 Jurgan Smet</b> Monlau Competicion Renault RS01						
1	2:35.853	45.868	1:10.572	39.413	161.8	2:35.853	1	2:36.264	46.769	1:11.278	38.217	161.4	2:36.264
2	2:32.267	42.531	1:10.774	38.962	165.6	5:08.120	2	2:31.511	42.715	1:10.607	38.189	166.4	5:07.775
3	2:35.654	43.342	1:12.958	39.354	162.0	7:43.774	3	<b>2:28.835</b>	41.762	1:08.967	<b>38.106</b>	169.4	7:36.610
4	2:32.951	42.830	1:10.654	39.467	164.9	10:16.725	4	2:36.458	41.975	<b>1:08.725</b>	45.758	161.2	10:13.068
5	2:32.005	42.566	1:10.366	39.073	165.9	12:48.730	5	2:30.582	42.692	1:09.777	38.113	167.4	12:43.650
6	2:31.970	42.009	1:10.813	39.148	165.9	15:20.700	6	2:29.883	41.927	1:09.482	38.474	168.2	15:13.533
7	2:32.169	42.459	1:10.867	38.843	165.7	17:52.869	7	2:29.356	<b>41.691</b>	1:09.086	38.579	168.8	17:42.889
8	2:45.533 <b>B</b>	42.473	1:11.174	51.886	152.3	20:38.402	8	2:32.952	41.923	1:10.198	40.831	164.9	20:15.841
9	3:49.972	2:03.790	1:08.677	37.505	109.6	24:28.374	9	2:30.812	41.824	1:10.269	38.719	167.2	22:46.653
10	2:26.128	41.371	1:07.840	36.917	172.5	26:54.502	10	2:42.221 <b>B</b>	42.068	1:10.735	49.418	155.4	25:28.874
11	2:26.841	41.228	1:08.108	37.505	171.7	29:21.343	11	4:03.537	2:14.272	1:08.952	40.313	103.5	29:32.411
12	2:26.839	<b>40.890</b>	1:09.148	36.801	171.7	31:48.182	12	2:32.217	42.334	1:10.349	39.534	165.6	32:04.628
13	2:25.212	41.292	1:06.988	36.932	173.6	34:13.394	13	2:32.086	42.481	1:10.684	38.921	165.8	34:36.714
14	2:25.560	41.310	1:07.162	37.088	173.2	36:38.954	14	2:35.327	44.000	1:12.497	38.830	162.3	37:12.041
15	2:26.480	41.551	1:07.940	36.989	172.1	39:05.434	15	2:35.508	44.515	1:12.136	38.857	162.1	39:47.549
16	2:27.102	40.965	1:08.443	37.694	171.4	41:32.536	16	2:32.560	42.387	1:11.280	38.893	165.3	42:20.109
17	2:27.789	41.364	1:07.084	39.341	170.6	44:00.325	17	2:33.216	42.349	1:10.607	40.260	164.6	44:53.325
18	2:25.856	41.339	1:07.762	36.755	172.9	46:26.181	18	2:34.346	42.573	1:12.359	39.414	163.4	47:27.671
19	2:24.947	41.257	1:06.841	36.849	174.0	48:51.128	19	2:32.572	42.343	1:11.100	39.129	165.3	50:00.243
20	2:26.352	42.035	1:07.317	37.000	172.3	51:17.480	20	2:31.511	42.246	1:09.653	39.612	166.4	52:31.754
21	<b>2:24.412</b>	40.940	<b>1:06.821</b>	<b>36.651</b>	174.6	53:41.892	21	2:32.934	42.344	1:10.775	39.815	164.9	55:04.688
22	2:25.989	41.375	1:07.191	37.423	172.7	56:07.881	22	2:34.078	41.691	1:12.733	39.654	163.6	57:38.766
23	2:26.985	41.062	1:07.969	37.954	171.5	58:34.866	23	2:33.654	42.708	1:11.623	39.323	164.1	1:00:12.420
24	2:26.830	41.526	1:08.178	37.126	171.7	1:01:01.696	24	2:32.822	42.056	1:11.675	39.091	165.0	1:02:45.242




## SUPERCAR CHALLENGE SPA EURO RACE 2015 RACE 1

### Analysis

Lap	Time	Sector 1	Sector 2	Sector 3	Kph	Elapsed	Lap	Time	Sector 1	Sector 2	Sector 3	Kph	Elapsed	
25	2:38.672	42.949	1:14.367	41.356	158.9	1:05:23.914								
<b>302</b>	<b>Marcel van Berlo</b> Van Berlo Racing Porsche 997 GT3							<b>315</b>	<b>Miguel Vanderey</b> Vanderey Racing Porsche 997					
1	2:41.760	49.338	1:12.085	40.337	155.9	2:41.760	1	2:46.282	52.266	1:13.921	40.095	151.6	2:46.282	
2	2:32.705	42.713	1:11.061	38.931	165.1	5:14.465	2	2:36.851	43.988	1:12.998	39.865	160.8	5:23.133	
3	2:33.536	42.800	1:11.880	38.856	164.2	7:48.001	3	2:41.566	44.350	1:16.368	40.848	156.1	8:04.699	
4	<b>2:32.611</b>	42.824	<b>1:10.936</b>	<b>38.851</b>	165.2	10:20.612	4	2:43.722	45.610	1:17.031	41.081	154.0	10:48.421	
5	2:32.787	<b>42.680</b>	1:11.090	39.017	165.0	12:53.399	5	2:39.885	44.575	1:15.197	40.113	157.7	13:28.306	
6	2:32.796	42.768	1:10.974	39.054	165.0	15:26.195	6	2:37.672	46.033	1:12.216	39.423	159.9	16:05.978	
7	2:33.711	43.354	1:11.461	38.896	164.0	17:59.906	7	2:36.870	43.987	1:13.059	39.824	160.7	18:42.848	
8	2:33.730	42.858	1:11.585	39.287	164.0	20:33.636	8	2:46.435 <b>B</b>	44.326	1:14.361	47.748	151.5	21:29.283	
9	2:34.168	43.062	1:11.368	39.738	163.5	23:07.804	9	3:51.756	1:58.659	<b>1:11.221</b>	41.876	108.8	25:21.039	
10	2:43.309 <b>B</b>	42.918	1:13.960	46.431	154.4	25:51.113	10	<b>2:35.378</b>	43.842	1:11.858	39.678	162.3	27:56.417	
11	3:50.336	1:58.329	1:12.052	39.955	109.5	29:41.449	11	2:35.417	43.953	1:12.048	<b>39.416</b>	162.2	30:31.834	
12	2:34.097	43.065	1:11.730	39.302	163.6	32:15.546	12	2:36.506	44.206	1:12.514	39.786	161.1	33:08.340	
13	2:33.692	42.776	1:12.043	38.873	164.1	34:49.238	13	2:37.074	44.139	1:11.611	41.324	160.5	35:45.414	
14	2:34.933	44.113	1:11.255	39.565	162.7	37:24.171	14	2:36.653	<b>43.251</b>	1:13.204	40.198	161.0	38:22.067	
15	2:36.252	43.237	1:12.318	40.697	161.4	40:00.423	15	2:35.997	43.480	1:11.540	40.977	161.6	40:58.064	
16	2:34.330	43.234	1:11.593	39.503	163.4	42:34.753	16	2:36.615	43.811	1:12.560	40.244	161.0	43:34.679	
17	2:34.589	42.734	1:12.586	39.269	163.1	45:09.342	17	2:39.141	43.506	1:15.173	40.462	158.4	46:13.820	
18	2:33.839	43.252	1:11.298	39.289	163.9	47:43.181	18	2:36.416	43.436	1:13.109	39.871	161.2	48:50.236	
19	2:34.926	43.031	1:11.825	40.070	162.7	50:18.107	19	2:36.778	44.234	1:12.838	39.706	160.8	51:27.014	
20	2:35.738	43.249	1:12.607	39.882	161.9	52:53.845	20	2:36.916	43.715	1:13.334	39.867	160.7	54:03.930	
21	2:37.024	43.312	1:13.020	40.692	160.6	55:30.869	21	2:36.065	44.145	1:12.043	39.877	161.6	56:39.995	
22	2:39.592	43.016	1:14.363	42.213	158.0	58:10.461	22	3:23.197	1:26.143	1:14.314	42.740	124.1	1:00:03.192	
23	2:43.202	44.087	1:17.205	41.910	154.5	1:00:53.663	23	2:41.101	44.282	1:15.435	41.384	156.5	1:02:44.293	
24	2:41.569	43.931	1:16.114	41.524	156.1	1:03:35.232	24	2:41.031	44.422	1:14.909	41.700	156.6	1:05:25.324	
25	2:41.478	44.919	1:15.657	40.902	156.1	1:06:16.710								
<b>305</b>	<b>Milan Dontje / Ferdinand Kool</b> DayVTEC Corvette GT4							<b>323</b>	<b>Bob Herber</b> Rapide Racing Mercedes C63					
1	2:45.039	51.310	1:13.321	40.408	152.8	2:45.039	1	2:40.415	47.892	1:13.037	39.486	157.2	2:40.415	
2	2:33.933	44.161	1:10.488	39.284	163.8	5:18.972	2	2:33.453	42.937	1:11.348	39.168	164.3	5:13.868	
3	2:34.924	43.744	1:11.590	39.590	162.8	7:53.896	3	2:32.961	42.948	1:10.736	39.277	164.8	7:46.829	
4	2:32.620	43.337	1:10.175	39.108	165.2	10:26.516	4	2:32.935	43.062	1:10.753	39.120	164.9	10:19.764	
5	<b>2:31.046</b>	43.296	<b>1:08.779</b>	38.971	166.9	12:57.562	5	2:33.083	42.820	1:10.728	39.535	164.7	12:52.847	
6	2:32.703	43.389	1:10.029	39.285	165.1	15:30.265	6	<b>2:32.494</b>	42.973	<b>1:10.487</b>	<b>39.034</b>	165.3	15:25.341	
7	2:32.336	43.746	1:09.717	<b>38.873</b>	165.5	18:02.601	7	2:33.264	43.068	1:11.091	39.105	164.5	17:58.605	
8	2:32.699	43.488	1:09.984	39.227	165.1	20:35.300	8	2:34.121	43.218	1:11.455	39.448	163.6	20:32.726	
9	2:32.801	<b>43.022</b>	1:10.442	39.337	165.0	23:08.101	9	2:41.321 <b>B</b>	43.764	1:10.595	46.962	156.3	23:14.047	
10	2:39.422 <b>B</b>	43.242	1:11.029	45.151	158.2	25:47.523	10	3:55.979	2:04.113	1:12.420	39.446	106.8	27:10.026	
11	4:10.482	2:20.061	1:10.475	39.946	100.7	29:58.005	11	2:33.727	43.211	1:10.981	39.535	164.0	29:43.753	
12	2:34.504	44.602	1:10.338	39.564	163.2	32:32.509	12	2:36.761	43.003	1:13.569	40.189	160.8	32:20.514	
13	2:32.933	43.740	1:09.852	39.341	164.9	35:05.442	13	2:34.117	<b>42.817</b>	1:11.503	39.797	163.6	34:54.631	
14	2:33.716	43.626	1:09.982	40.108	164.0	37:39.158	14	2:35.067	42.960	1:12.663	39.444	162.6	37:29.698	
15	2:33.439	43.876	1:10.243	39.320	164.3	40:12.597	15	3:03.074	42.876	1:36.348	43.850	137.7	40:32.772	
16	2:34.195	43.754	1:10.487	39.954	163.5	42:46.792	16	2:37.305	43.705	1:13.281	40.319	160.3	43:10.077	
17	2:33.189	43.481	1:10.525	39.183	164.6	45:19.981	17	2:34.844	43.304	1:12.068	39.472	162.8	45:44.921	
18	2:35.156	45.849	1:10.275	39.032	162.5	47:55.137	18	2:34.552	43.148	1:11.788	39.616	163.1	48:19.473	
19	2:33.085	43.613	1:10.159	39.313	164.7	50:28.222	19	2:35.022	43.004	1:11.852	40.166	162.6	50:54.495	
20	2:33.226	43.649	1:10.086	39.491	164.6	53:01.448	20	2:34.976	43.188	1:11.731	40.057	162.7	53:29.471	
21	2:32.922	43.438	1:10.246	39.238	164.9	55:34.370	21	2:35.884	43.401	1:12.154	40.329	161.7	56:05.355	
22	2:33.214	43.304	1:10.504	39.406	164.6	58:07.584	22	2:35.879	42.903	1:13.069	39.907	161.8	58:41.234	
23	2:33.003	43.458	1:10.062	39.483	164.8	1:00:40.587	23	2:36.190	43.123	1:13.057	40.010	161.4	1:01:17.424	
24	2:33.792	43.604	1:10.833	39.355	163.9	1:03:14.379	24	2:36.105	43.295	1:12.914	39.896	161.5	1:03:53.529	
25	2:35.296	43.643	1:11.586	40.067	162.4	1:05:49.675								


Personal Best Session Best B Crossing the finish line in pit lane



## SUPERCAR CHALLENGE SPA EURO RACE 2015 RACE 1

### Analysis


Lap	Time	Sector 1	Sector 2	Sector 3	Kph	Elapsed	Lap	Time	Sector 1	Sector 2	Sector 3	Kph	Elapsed
<b>324</b> Roelant de Waard Radical Benelux Radical RXC Turbo													
1	3:17.744	47.920	1:51.180	38.644	127.5	3:17.744	1	2:44.049	50.850	1:13.498	39.701	153.7	2:44.049
2	2:33.058	43.217	1:11.080	38.761	164.7	5:50.802	2	2:33.686	44.199	1:10.643	38.844	164.1	5:17.735
3	2:40.893	44.181	1:16.807	39.905	156.7	8:31.695	3	2:35.418	42.998	1:13.063	39.357	162.2	7:53.153
4	2:32.776	43.670	1:10.301	38.805	165.0	11:04.471	4	2:32.348	42.887	1:10.612	38.849	165.5	10:25.501
5	2:33.687	42.707	1:10.737	40.243	164.1	13:38.158	5	<b>2:31.645</b>	<b>42.701</b>	1:10.096	38.848	166.3	12:57.146
6	2:32.608	43.633	1:10.225	38.750	165.2	16:10.766	6	2:32.796	43.613	<b>1:09.863</b>	39.320	165.0	15:29.942
7	2:33.328	43.038	1:11.329	38.961	164.4	18:44.094	7	2:32.416	43.305	1:10.232	38.879	165.4	18:02.358
8	2:35.579	43.425	1:12.980	39.174	162.1	21:19.673	8	2:32.454	43.246	1:10.258	38.950	165.4	20:34.812
9	2:38.738B	42.982	1:09.958	45.798	158.8	23:58.411	9	2:33.691	42.947	1:11.257	39.487	164.1	23:08.503
10	3:48.836	2:01.025	<b>1:09.204</b>	38.607	110.2	27:47.247	10	2:40.079B	42.767	1:11.757	45.555	157.5	25:48.582
11	2:31.874	42.990	1:10.454	38.430	166.0	30:19.121	11	3:41.529	1:51.790	1:10.780	38.959	113.8	29:30.111
12	<b>2:31.402</b>	<b>42.308</b>	1:10.794	<b>38.300</b>	166.5	32:50.523	12	2:34.106	43.469	1:10.662	39.975	163.6	32:04.217
13	2:31.595	42.759	1:10.060	38.776	166.3	35:22.118	13	2:34.220	43.776	1:11.182	39.262	163.5	34:38.437
14	2:32.869	42.561	1:11.593	38.715	164.9	37:54.987	14	2:36.480	43.300	1:13.841	39.339	161.1	37:14.917
15	2:33.325	43.209	1:10.916	39.200	164.4	40:28.312	15	2:37.008	44.196	1:12.615	40.197	160.6	39:51.925
16	2:32.391	43.008	1:10.892	38.491	165.5	43:00.703	16	2:35.121	43.451	1:12.198	39.472	162.5	42:27.046
17	2:35.450	45.725	1:10.809	38.916	162.2	45:36.153	17	2:35.407	43.774	1:11.744	39.889	162.2	45:02.453
18	2:31.906	43.069	1:10.078	38.759	166.0	48:08.059	18	2:41.568B	43.722	1:12.098	45.748	156.1	47:44.021
19	2:33.687	43.112	1:12.046	38.529	164.1	50:41.746	19	2:45.206	54.822	1:11.725	<b>38.659</b>	152.6	50:29.227
20	2:35.392	42.648	1:10.604	42.140	162.3	53:17.138	20	2:34.216	43.428	1:11.764	39.024	163.5	53:03.443
21	2:33.422	43.419	1:11.010	38.993	164.3	55:50.560	21	2:34.303	43.127	1:11.435	39.741	163.4	55:37.746
22	2:33.510	43.460	1:11.367	38.683	164.3	58:24.070	22	2:34.646	43.333	1:11.944	39.369	163.0	58:12.392
23	2:32.025	42.724	1:10.576	38.725	165.9	1:00:56.095	23	2:36.652	42.848	1:13.100	40.704	161.0	1:00:49.044
24	3:09.700	1:14.079	1:15.403	40.218	132.9	1:04:05.795	24	2:37.340	43.102	1:14.154	40.084	160.3	1:03:26.384
25	2:34.245	43.213	1:11.056	39.976	163.5	1:06:40.040	25	2:39.594	44.407	1:14.599	40.588	158.0	1:06:05.978
<b>334</b> Simon Atkinson Backdraft Motorsport Lamborghini Gallardo													
1	2:37.418	47.297	1:11.292	38.829	160.2	2:37.418	1	2:47.409	53.469	1:13.864	40.076	150.6	2:47.409
2	2:31.381	42.818	1:09.579	38.984	166.6	5:08.799	2	2:36.060	43.882	1:12.343	39.835	161.6	5:23.469
3	2:33.454	43.001	1:11.497	38.956	164.3	7:42.253	3	2:42.441	44.537	1:16.924	40.980	155.2	8:05.910
4	<b>2:30.120</b>	42.539	1:08.932	38.649	168.0	10:12.373	4	2:37.751	44.661	1:13.543	39.547	159.8	10:43.661
5	2:31.876	42.679	1:09.342	39.855	166.0	12:44.249	5	<b>2:34.865</b>	43.733	1:11.751	<b>39.381</b>	162.8	13:18.526
6	2:30.155	42.176	1:08.897	39.082	167.9	15:14.404	6	2:35.111	43.589	<b>1:11.690</b>	39.832	162.6	15:53.637
7	2:31.056	42.826	1:09.358	38.872	166.9	17:45.460	7	2:35.940	<b>43.227</b>	1:12.823	39.890	161.7	18:29.577
8	2:31.672	42.375	1:10.438	38.859	166.2	20:17.132	8	2:35.654	43.530	1:11.919	40.205	162.0	21:05.231
9	2:42.370B	<b>41.941</b>	1:12.756	47.673	155.3	22:59.502	9	2:36.989	43.556	1:12.504	40.929	160.6	23:42.220
10	3:54.532	2:05.739	1:09.933	38.860	107.5	26:54.034	10	2:50.103B	43.923	1:13.011	53.169	148.2	26:32.323
11	2:30.958	42.758	<b>1:08.847</b>	39.353	167.0	29:24.992	11	4:16.645	2:22.357	1:13.979	40.309	98.2	30:48.968
12	2:33.157	43.885	1:10.252	39.020	164.6	31:58.149	12	2:36.650	44.212	1:12.526	39.912	161.0	33:25.618
13	2:32.195	43.107	1:10.433	38.655	165.7	34:30.344	13	2:36.252	43.914	1:12.482	39.856	161.4	36:01.870
14	2:35.067	42.609	1:11.250	41.208	162.6	37:05.411	14	2:37.406	43.482	1:13.285	40.639	160.2	38:39.276
15	4:04.635B	1:27.331	1:30.077	1:07.227	103.1	41:10.046	15	2:39.567	44.540	1:13.786	41.241	158.0	41:18.843
16	3:49.744B				109.7	44:59.790	16	2:35.947	43.676	1:12.857	39.414	161.7	43:54.790
17	2:54.211	1:01.126	1:13.289	39.796	144.7	47:54.001	17	2:36.427	43.537	1:12.770	40.120	161.2	46:31.217
18	2:33.338	43.304	1:10.675	39.359	164.4	50:27.339	18	2:38.912	43.884	1:13.323	41.705	158.7	49:10.129
19	2:31.840	43.331	1:09.984	38.525	166.1	52:59.179	19	2:36.101	43.340	1:12.773	39.988	161.5	51:46.230
20	2:30.765	42.220	1:09.579	38.966	167.2	55:29.944	20	2:37.122	43.759	1:13.239	40.124	160.5	54:23.352
21	2:31.060	43.003	1:09.256	38.801	166.9	58:01.004	21	2:36.485	43.399	1:13.117	39.969	161.1	56:59.837
22	2:32.552	42.219	1:11.228	39.105	165.3	1:00:33.556	22	2:41.022	44.661	1:13.786	42.575	156.6	59:40.859
23	2:30.397	42.335	1:09.727	<b>38.335</b>	167.7	1:03:03.953	23	2:40.126	45.038	1:14.389	40.699	157.5	1:02:20.985
24	2:34.651	42.616	1:12.623	39.412	163.0	1:05:38.604	24	2:41.607	44.304	1:15.506	41.797	156.0	1:05:02.592
<b>343</b> Daan Meijer Lammerink Racing Porsche 997 GT3													
1	2:44.049	50.850	1:13.498	39.701	153.7	2:44.049	1	2:44.049	50.850	1:13.498	39.701	153.7	2:44.049
2	2:33.686	44.199	1:10.643	38.844	164.1	5:17.735	2	2:33.686	44.199	1:10.643	38.844	164.1	5:17.735
3	2:35.418	42.998	1:13.063	39.357	162.2	7:53.153	3	2:35.418	42.998	1:13.063	39.357	162.2	7:53.153
4	2:32.348	42.887	1:10.612	38.849	165.5	10:25.501	4	2:32.348	42.887	1:10.612	38.849	165.5	10:25.501
5	<b>2:31.645</b>	<b>42.701</b>	1:10.096	38.848	166.3	12:57.146	5	<b>2:31.645</b>	<b>42.701</b>	1:10.096	38.848	166.3	12:57.146
6	2:32.796	43.613	<b>1:09.863</b>	39.320	165.0	15:29.942	6	2:32.796	43.613	<b>1:09.863</b>	39.320	165.0	15:29.942
7	2:32.416	43.305	1:10.232	38.879	165.4	18:02.358	7	2:32.416	43.305	1:10.232	38.879	165.4	18:02.358
8	2:32.454	43.246	1:10.258	38.950	165.4	20:34.812	8	2:32.454	43.246	1:10.258	38.950	165.4	20:34.812
9	2:33.691	42.947	1:11.257	39.487	164.1	23:08.503	9	2:33.691	42.947	1:11.257	39.487	164.1	23:08.503
10	2:40.079B	42.767	1:11.757	45.555	157.5	25:48.582	10	2:40.079B	42.767	1:11.757	45.555	157.5	25:48.582
11	3:41.529	1:51.790	1:10.780	38.959	113.8	29:30.111	11	3:41.529	1:51.790	1:10.780	38.959	113.8	29:30.111
12	2:34.106	43.469	1:10.662	39.975	163.6	32:04.217	12	2:34.106	43.469	1:10.662	39.975	163.6	32:04.217
13	2:34.220	43.776	1:11.182	39.262	163.5	34:38.437	13	2:34.220	43.776	1:11.182	39.262	163.5	34:38.437
14	2:36.480	43.300	1:13.841	39.339	161.1	37:14.917	14	2:36.480	43.300	1:13.841	39.339	161.1	37:14.917
15	2:37.008	44.196	1:12.615	40.197	160.6	39:51.925	15	2:37.008	44.196	1:12.615	40.197	160.6	39:51.925
16	2:35.121	43.451	1:12.198	39.472	162.5	42:27.046	16	2:35.121	43.451	1:12.198	39.472	162.5	42:27.046
17	2:35.407	43.774	1:11.744	39.889	162.2	45:02.453	17	2:35.407	43.774	1:11.744	39.889	162.2	45:02.453
18	2:41.568B	43.722	1:12.098	45.748	156.1	47:44.021	18	2:41.568B	43.722	1:12.098	45.748	156.1	47:44.021
19	2:45.206	54.822	1:11.725	<b>38.659</b>	152.6	50:29.227	19	2:45.206	54.822	1:11.725	<b>38.659</b>	152.6	50:29.227
20	2:34.216	43.428	1:11.764	39.024	163.5	53:03.443	20	2:34.216	43.428	1:11.764	39.024	163.5	53:03.443
21	2:34.303	43.127	1:11.435	39.741	163.4	55:37.746	21	2:34.303	43.127	1:11.435	39.741	163.4	55:37.746
22	2:34.646	43.333	1:11.944	39.369	163.0	58:12.392	22	2:34.646	43.333	1:11.944	39.369	163.0	58:12.392
23	2:36.652	42.848	1:13.100	40.704	161.0	1:00:49.044	23	2:36.652	42.848	1:13.100	40.704	161.0	1:00:49.044
24	2:37.340	43.102	1:14.154	40.08									



## SUPERCAR CHALLENGE SPA EURO RACE 2015 RACE 1

Analysis

Lap	Time	Sector 1	Sector 2	Sector 3	Kph	Elapsed	Lap	Time	Sector 1	Sector 2	Sector 3	Kph	Elapsed
<b>351 Adam Hayes / Fiona James</b> Intersport Racing Lamborghini Super Trofeo													
1	2:49.491	54.304	1:14.508	40.679	148.8	2:49.491	2	2:34.707	44.140	1:11.555	39.012	163.0	5:14.955
2	2:45.194	44.515	1:19.245	41.434	152.6	5:34.685	3	2:43.403	44.408	1:19.239	39.756	154.3	7:58.358
3	2:41.233	44.918	1:15.106	41.209	156.4	8:15.918	4	2:35.451	44.014	1:12.026	39.411	162.2	10:33.809
4	2:42.170	45.159	1:15.993	41.018	155.5	10:58.088	5	2:31.927	43.500	1:09.639	38.788	166.0	13:05.736
5	2:39.735	45.310	1:13.739	40.686	157.8	13:37.823	6	2:32.524	43.751	1:10.020	38.753	165.3	15:38.260
6	2:41.988	45.325	1:15.059	41.604	155.7	16:19.811	7	2:32.514	43.456	1:10.023	39.035	165.3	18:10.774
7	2:44.375	45.267	1:17.900	41.208	153.4	19:04.186	8	2:32.232	43.277	1:09.660	39.295	165.6	20:43.006
8	2:43.014	45.388	1:15.763	41.863	154.7	21:47.200	9	2:32.211	43.077	1:10.470	38.664	165.7	23:15.217
9	2:41.283	45.208	1:14.947	41.128	156.3	24:28.483	10	2:33.062	42.856	1:10.552	39.654	164.7	25:48.279
10	2:54.696	45.240	1:17.464	51.992	144.3	27:23.179	11	2:43.445	43.944	1:11.419	48.082	154.3	28:31.724
11	4:29.014	2:34.423	1:14.829	39.762	93.7	31:52.193	12	3:55.037	2:01.674	1:12.377	40.986	107.3	32:26.761
12	2:43.584	44.945	1:15.457	43.182	154.1	34:35.777	13	2:35.900	45.165	1:11.051	39.684	161.7	35:02.661
13	2:43.430	45.554	1:16.162	41.714	154.3	37:19.207	14	2:36.832	44.510	1:11.058	41.264	160.8	37:39.493
14	2:42.071	45.280	1:14.980	41.811	155.6	40:01.278	15	2:36.746	44.567	1:12.209	39.970	160.9	40:16.239
15	2:42.382	45.549	1:16.230	40.603	155.3	42:43.660	16	2:35.758	45.057	1:10.697	40.004	161.9	42:51.997
16	2:42.284	45.585	1:14.949	41.750	155.4	45:25.944	17	2:34.839	44.220	1:10.755	39.864	162.8	45:26.836
17	2:41.153	44.430	1:14.671	40.052	156.5	48:07.097	18	2:36.499	44.422	1:12.033	40.044	161.1	48:03.335
18	2:38.786	44.232	1:13.986	40.568	158.8	50:45.883	19	2:34.826	44.602	1:10.668	39.556	162.9	50:38.161
19	2:36.588	44.778	1:12.540	39.270	161.0	53:22.471	20	2:36.248	44.274	1:11.062	40.912	161.4	53:14.409
20	2:37.030	44.508	1:13.147	39.375	160.6	55:59.501	21	2:37.365	44.403	1:11.824	41.138	160.2	55:51.774
21	2:37.249	44.289	1:12.269	40.691	160.3	58:36.750	22	2:36.596	44.377	1:11.661	40.558	161.0	58:28.370
22	2:50.837	43.808	1:15.186	51.843	147.6	1:01:27.587	23	2:37.124	44.699	1:12.150	40.275	160.5	1:01:05.494
23	2:40.609	45.690	1:13.562	41.357	157.0	1:04:08.196	24	2:37.529	45.082	1:12.027	40.420	160.1	1:03:43.023
							25	2:35.359	44.494	1:10.873	39.992	162.3	1:06:18.382
<b>369 Aart Bosman</b> ABW Racing Porsche 997 GT3													
1	2:46.795	53.166	1:13.407	40.222	151.2	2:46.795	1	2:39.696	47.339	1:13.200	39.157	157.9	2:39.696
2	2:36.941	44.950	1:12.363	39.628	160.7	5:23.736	2	2:31.201	42.440	1:10.118	38.643	166.8	5:10.897
3	2:43.821	44.525	1:18.471	40.825	153.9	8:07.557	3	2:33.420	42.668	1:11.899	38.853	164.3	7:44.317
4	2:40.140	44.651	1:14.267	41.222	157.5	10:47.697	4	2:32.802	42.780	1:10.506	39.516	165.0	10:17.119
5	2:35.059	44.269	1:11.370	39.420	162.6	13:22.756	5	2:32.438	42.960	1:10.469	39.009	165.4	12:49.557
6	2:35.417	43.882	1:11.949	39.586	162.2	15:58.173	6	2:32.364	42.644	1:10.819	38.901	165.5	15:21.921
7	2:35.320	44.311	1:11.477	39.532	162.3	18:33.493	7	2:32.148	42.815	1:10.589	38.744	165.7	17:54.069
8	2:36.577	45.389	1:11.311	39.877	161.0	21:10.070	8	2:34.602	42.681	1:10.718	41.203	163.1	20:28.671
9	2:37.402	43.985	1:12.532	40.885	160.2	23:47.472	9	2:32.762	42.517	1:11.019	39.226	165.1	23:01.433
10	2:47.589	44.315	1:12.696	50.578	150.5	26:35.061	10	2:33.781	43.579	1:11.315	38.887	164.0	25:35.214
11	4:04.946	2:12.913	1:11.857	40.176	102.9	30:40.007	11	2:42.077	42.450	1:11.112	48.515	155.6	28:17.291
12	2:41.530	45.565	1:14.446	41.519	156.1	33:21.537	12	4:02.053	2:09.594	1:13.007	39.452	104.2	32:19.344
13	2:36.912	44.211	1:13.057	39.644	160.7	35:58.449	13	2:33.381	42.604	1:11.423	39.354	164.4	34:52.725
14	2:36.067	43.672	1:12.495	39.900	161.6	38:34.516	14	2:34.265	42.485	1:11.957	39.823	163.4	37:26.990
15	2:36.922	43.802	1:12.190	40.930	160.7	41:11.438	15	2:34.656	42.797	1:11.573	40.286	163.0	40:01.646
16	2:36.281	43.505	1:13.185	39.591	161.3	43:47.719	16	2:33.466	42.595	1:11.387	39.484	164.3	42:35.112
17	2:37.073	44.566	1:11.960	40.547	160.5	46:24.792	17	2:33.167	42.625	1:11.853	38.689	164.6	45:08.279
18	2:38.051	44.555	1:12.483	41.013	159.5	49:02.843	18	2:33.437	42.490	1:11.852	39.095	164.3	47:41.716
19	2:37.542	43.654	1:13.121	40.767	160.0	51:40.385	19	2:35.204	42.493	1:12.139	40.572	162.5	50:16.920
20	2:36.869	44.421	1:12.491	39.957	160.7	54:17.254	20	2:35.981	42.873	1:13.819	39.289	161.6	52:52.901
21	2:37.496	44.335	1:12.484	40.677	160.1	56:54.750	21	2:34.111	42.533	1:12.267	39.311	163.6	55:27.012
22	2:35.841	44.017	1:12.032	39.792	161.8	59:30.591	22	2:35.275	42.697	1:12.955	39.623	162.4	58:02.287
23	2:36.600	44.031	1:12.660	39.909	161.0	1:02:07.191	23	2:36.166	42.787	1:12.860	40.519	161.5	1:00:38.453
24	2:37.976	44.336	1:13.081	40.559	159.6	1:04:45.167	24	2:35.345	43.306	1:12.738	39.301	162.3	1:03:13.798
							25	2:35.125	42.986	1:12.336	39.803	162.5	1:05:48.923
<b>375 Ward Sluys / Frédérique Jonckheere</b> JR Motorsport BMW M4 Silhouette													
1	2:40.248	49.310	1:11.399	39.539	157.3	2:40.248	1	2:45.351	51.869	1:13.514	39.968	152.5	2:45.351
							2	2:36.014	44.172	1:12.230	39.612	161.6	5:21.365
<b>390 Jake Camilleri</b> MARC Cars Australia Mazda V8													
1	2:39.696	47.339	1:13.200	39.157	157.9	2:39.696	1	2:45.351	51.869	1:13.514	39.968	152.5	2:45.351
2	2:31.201	42.440	1:10.118	38.643	166.8	5:10.897	2	2:36.014	44.172	1:12.230	39.612	161.6	5:21.365
3	2:33.420	42.668	1:11.899	38.853	164.3	7:44.317							
4	2:32.802	42.780	1:10.506	39.516	165.0	10:17.119							
5	2:32.438	42.960	1:10.469	39.009	165.4	12:49.557							
6	2:32.364	42.644	1:10.819	38.901	165.5	15:21.921							
7	2:32.148	42.815	1:10.589	38.744	165.7	17:54.069							
8	2:34.602	42.681	1:10.718	41.203	163.1	20:28.671							
9	2:32.762	42.517	1:11.019	39.226	165.1	23:01.433							
10	2:33.781	43.579	1:11.315	38.887	164.0	25:35.214							
11	2:42.077	42.450	1:11.112	48.515	155.6	28:17.291							
12	4:02.053	2:09.594	1:13.007	39.452	104.2	32:19.344							
13	2:33.381	42.604	1:11.423	39.354	164.4	34:52.725							
14	2:34.265	42.485	1:11.957	39.823	163.4	37:26.990							
15	2:34.656	42.797	1:11.573	40.286	163.0	40:01.646							
16	2:33.466	42.595	1:11.387	39.484	164.3	42:35.112							
17	2:33.167	42.625	1:11.853	38.689	164.6	45:08.279							
18	2:33.437	42.490	1:11.852	39.095	164.3	47:41.716							
19	2:35.204	42.493	1:12.139	40.572	162.5	50:16.920							
20	2:35.981	42.873	1:13.819	39.289	161.6	52:52.901							
21	2:34.111	42.533	1:12.267	39.311	163.6	55:27.012							
22	2:35.275	42.697	1:12.955	39.623	162.4	58:02.287							
23	2:36.166	42.787	1:12.860	40.519	161.5	1:00:38.453							
24	2:35.345	43.306	1:12.738	39.301	162.3	1:03:13.798							
25	2:35.125	42.986	1:12.336	39.803	162.5	1:05:48.923							
<b>391 Keith Kassulke</b> MARC Cars Australia Ford Focus 5lt V8													
1	2:45.351	51.869	1:13.514	39.968	152.5	2:45.351	1	2:45.351	51.869	1:13.514	39.968	152.5	2:45.351
2	2:36.014	44.172	1:12.230	39.612	161.6	5:21.365	2	2:36.014	44.172	1:12.230	39.612	161.6	5:21.365



## SUPERCAR CHALLENGE SPA EURO RACE 2015 RACE 1

### Analysis


Lap	Time	Sector 1	Sector 2	Sector 3	Kph	Elapsed	Lap	Time	Sector 1	Sector 2	Sector 3	Kph	Elapsed
3	2:36.642	43.827	1:12.760	40.055	161.0	7:58.007	5	2:33.658	43.974	1:10.165	39.519	164.1	13:13.405
4	2:36.433	43.841	1:12.299	40.293	161.2	10:34.440	6	2:33.602	43.752	1:10.341	39.509	164.2	15:47.007
5	2:35.725	43.780	1:12.261	39.684	161.9	13:10.165	7	2:35.690	43.821	1:11.804	40.065	162.0	18:22.697
6	2:35.853	43.432	1:12.778	39.643	161.8	15:46.018	8	2:36.805	43.440	1:12.567	40.798	160.8	20:59.502
7	2:36.250	44.005	1:12.330	39.915	161.4	18:22.268	9	2:36.306	44.337	1:11.757	40.212	161.3	23:35.808
8	2:36.353	43.534	1:12.459	40.360	161.3	20:58.621	10	2:37.541	43.734	1:12.766	41.041	160.0	26:13.349
9	2:36.845	44.811	1:11.924	40.110	160.8	23:35.466	11	2:34.530	43.507	1:11.037	39.986	163.2	28:47.879
10	2:46.460 B	43.876	1:12.360	50.224	151.5	26:21.926	12	2:35.221	44.009	1:11.507	39.705	162.4	31:23.100
11	4:03.521	2:08.579	1:13.793	41.149	103.5	30:25.447	13	2:35.767	43.994	1:11.906	39.867	161.9	33:58.867
12	2:38.273	45.635	1:12.950	39.688	159.3	33:03.720	14	2:35.265	43.783	1:11.366	40.116	162.4	36:34.132
13	2:41.285	44.308	1:15.629	41.348	156.3	35:45.005	15	2:44.016 B	43.849	1:11.959	48.208	153.7	39:18.148
14	2:35.310	43.482	1:12.187	39.641	162.3	38:20.315	16	4:42.335	2:47.665	1:13.661	41.009	89.3	44:00.483
15	2:35.510	43.661	1:12.065	39.784	162.1	40:55.825	17	2:36.539	44.570	1:11.293	40.676	161.1	46:37.022
16	2:37.003	43.480	1:13.705	39.818	160.6	43:32.828	18	2:37.958	44.794	1:12.377	40.787	159.6	49:14.980
17	2:35.945	43.798	1:12.534	39.613	161.7	46:08.773	19	2:51.797	55.250	1:15.418	41.129	146.8	52:06.777
18	2:35.234	43.814	1:11.880	39.540	162.4	48:44.007	20	2:37.141	44.789	1:11.915	40.437	160.5	54:43.918
19	2:37.434	43.368	1:13.687	40.379	160.2	51:21.441	21	2:36.940	44.753	1:12.083	40.104	160.7	57:20.858
20	2:37.940	44.095	1:13.268	40.577	159.6	53:59.381	22	2:41.122	44.483	1:13.825	42.814	156.5	1:00:01.980
21	2:36.149	43.657	1:12.357	40.135	161.5	56:35.530	23	2:41.978	44.790	1:15.829	41.359	155.7	1:02:43.958
22	2:35.322	43.599	1:12.273	39.450	162.3	59:10.852	24	2:42.366	44.769	1:14.552	43.045	155.3	1:05:26.324
23	2:35.578	43.453	1:12.789	39.336	162.1	1:01:46.430							
24	2:36.132	43.869	1:12.184	40.079	161.5	1:04:22.562							

399 Patrick Lamster / Kris Cools						
Euroseal / EMG Motorsport			Porsche 997 GT3			
1	2:43.806	49.684	1:13.846	40.276	153.9	2:43.806
2	2:38.862	44.323	1:14.402	40.137	158.7	5:22.668
3	2:36.673	44.288	1:12.862	39.523	160.9	7:59.341
4	2:35.487	43.711	1:11.819	39.957	162.2	10:34.828
5	2:35.785	43.602	1:12.495	39.688	161.9	13:10.613
6	2:35.074	42.974	1:12.023	40.077	162.6	15:45.687
7	2:35.094	43.987	1:11.532	39.575	162.6	18:20.781
8	2:43.791 B	44.039	1:11.718	48.034	153.9	21:04.572
9	4:15.279	2:24.807	1:10.374	40.098	98.8	25:19.851
10	2:31.338	42.966	1:09.714	38.658	166.6	27:51.189
11	2:32.569	43.073	1:09.958	39.538	165.3	30:23.758
12	2:32.582	42.865	1:09.685	40.032	165.2	32:56.340
13	2:32.698	43.551	1:10.348	38.799	165.1	35:29.038
14	2:31.852	43.198	1:10.112	38.542	166.0	38:00.890
15	2:32.245	42.728	1:10.435	39.082	165.6	40:33.135
16	2:33.780	43.322	1:11.512	38.946	164.0	43:06.915
17	2:34.680	44.349	1:11.585	38.746	163.0	45:41.595
18	2:32.346	43.689	1:09.963	38.694	165.5	48:13.941
19	2:32.413	42.767	1:10.705	38.941	165.4	50:46.354
20	2:33.448	43.149	1:10.785	39.514	164.3	53:19.802
21	2:37.037	43.406	1:12.638	40.993	160.6	55:56.839
22	2:39.888	44.592	1:13.556	41.740	157.7	58:36.727
23	2:45.009	45.381	1:17.137	42.491	152.8	1:01:21.736
24	2:43.705	45.102	1:16.729	41.874	154.0	1:04:05.441
25	2:51.437	45.817	1:18.543	47.077	147.1	1:06:56.878

402 Koen Bogaerts / Pieter van Soelen						
European Staffing by JR Motorsport			BMW M3 E90 WTCC			
1	2:49.838	54.541	1:14.502	40.795	148.5	2:49.838
2	2:35.409	45.050	1:10.871	39.488	162.2	5:25.247
3	2:39.753	43.691	1:15.068	40.994	157.8	8:05.000
4	2:34.747	45.015	1:10.224	39.508	162.9	10:39.747

403 Dennis de Groot / Marth de Graaf						
JR Motorsport			BMW 132 GTR			
1	2:51.720	57.902	1:13.869	39.949	146.8	2:51.720
2	2:36.622	45.276	1:11.396	39.950	161.0	5:28.342
3	2:39.299	46.199	1:12.373	40.727	158.3	8:07.641
4	2:39.315	45.915	1:13.129	40.271	158.3	10:46.956
5	2:40.214	45.452	1:13.587	41.175	157.4	13:27.170
6	2:37.210	45.161	1:11.399	40.650	160.4	16:04.380
7	2:37.212	45.482	1:11.288	40.442	160.4	18:41.592
8	2:37.385	45.307	1:11.407	40.671	160.2	21:18.977
9	2:40.040	46.061	1:13.258	40.721	157.5	23:59.017
10	2:38.721	45.352	1:12.070	41.299	158.9	26:37.738
11	2:39.845	46.537	1:12.271	41.037	157.7	29:17.583
12	2:37.548	45.155	1:11.877	40.516	160.0	31:55.131
13	2:46.879 B	45.202	1:12.892	48.785	151.1	34:42.010
14	3:55.611	1:59.688	1:14.859	41.064	107.0	38:37.621
15	2:43.808	47.279	1:13.225	43.304	153.9	41:21.429
16	2:40.143	45.750	1:12.798	41.595	157.4	44:01.572
17	2:38.199	45.504	1:12.074	40.621	159.4	46:39.771
18	2:38.463	45.196	1:12.618	40.649	159.1	49:18.234
19	2:39.522	45.622	1:12.558	41.342	158.1	51:57.756
20	2:40.227	45.316	1:12.560	42.351	157.4	54:37.983
21	2:40.911	45.289	1:14.033	41.589	156.7	57:18.894
22	2:43.972	45.154	1:14.827	43.991	153.8	1:00:02.866
23	2:43.129	46.185	1:14.233	42.711	154.6	1:02:45.995
24	2:41.573	46.217	1:14.028	41.328	156.1	1:05:27.568

408 Ted van Vliet						
JR Motorsport			BMW M3 E92			
1	3:01.884	1:02.928	1:15.763	43.193	138.6	3:01.884
2	2:44.951	46.782	1:15.904	42.265	152.9	5:46.835
3	2:45.939	46.924	1:16.073	42.942	151.9	8:32.774
4	2:42.760	46.836	1:14.224	41.700	154.9	11:15.534
5	2:41.549	46.580	1:13.123	41.846	156.1	13:57.083
6	2:43.710	46.750	1:15.131	41.829	154.0	16:40.793
7	2:47.528	47.125	1:16.724	43.679	150.5	19:28.321



## SUPERCAR CHALLENGE SPA EURO RACE 2015 RACE 1

### Analysis

Lap	Time	Sector 1	Sector 2	Sector 3	Kph	Elapsed	Lap	Time	Sector 1	Sector 2	Sector 3	Kph	Elapsed
8	2:44.548	46.866	1:15.158	42.524	153.2	22:12.869	13	4:27.583	2:34.880	1:11.900	40.803	94.2	36:39.319
9	2:42.602	46.365	1:14.371	41.866	155.1	24:55.471	14	2:40.004	45.592	1:13.381	41.031	157.6	39:19.323
10	2:43.644	46.681	1:14.734	42.229	154.1	27:39.115	15	2:38.555	45.714	1:12.201	40.640	159.0	41:57.878
11	2:45.005	46.809	1:15.525	42.671	152.8	30:24.120	16	2:40.135	45.422	1:12.704	42.009	157.5	44:38.013
12	3:01.334 <b>B</b>	47.712	1:18.414	55.208	139.0	33:25.454	17	2:39.869	45.665	1:13.011	41.193	157.7	47:17.882
13	4:10.214	2:08.472	1:18.064	43.678	100.8	37:35.668	18	2:41.811	45.301	1:13.715	42.795	155.8	49:59.693
14	2:48.343	47.553	1:17.305	43.485	149.8	40:24.011	19	2:38.588	46.261	1:11.920	40.407	159.0	52:38.281
15	2:47.554	47.139	1:16.560	43.855	150.5	43:11.565	20	2:39.410	45.439	1:12.382	41.589	158.2	55:17.691
16	2:45.206	47.140	1:15.454	42.612	152.6	45:56.771	21	2:37.417	45.392	1:12.015	40.010	160.2	57:55.108
17	2:42.364	46.717	1:14.221	<b>41.426</b>	155.3	48:39.135	22	2:38.987	<b>45.116</b>	1:12.711	41.160	158.6	1:00:34.095
18	2:43.193	<b>45.861</b>	1:14.116	43.216	154.5	51:22.328	23	2:38.124	45.303	1:12.249	40.572	159.5	1:03:12.219
19	2:46.681	46.694	1:16.331	43.656	151.3	54:09.009	24	2:40.463	45.364	1:13.517	41.582	157.1	1:05:52.682
20	2:46.522	46.655	1:15.833	44.034	151.4	56:55.531							
21	2:46.084	47.294	1:14.234	44.556	151.8	59:41.615							
22	2:45.845	47.423	1:15.365	43.057	152.0	1:02:27.460							
23	2:46.018	47.360	1:16.177	42.481	151.9	1:05:13.478							

**409** **Xavier Mezquita / Reinier Weishaupt**  
DVB Racing KTM X-BOW

1	3:01.144	1:01.433	1:16.925	42.786	139.2	3:01.144
2	2:46.024	46.583	1:16.514	42.927	151.9	5:47.168
3	2:46.353	46.687	1:17.426	42.240	151.6	8:33.521
4	2:43.787	46.101	1:15.398	42.288	153.9	11:17.308
5	2:44.259	46.423	1:15.930	41.906	153.5	14:01.567
6	2:43.700	46.220	1:14.660	42.820	154.0	16:45.267
7	2:42.891	45.462	1:14.498	42.931	154.8	19:28.158
8	2:41.093	<b>45.135</b>	1:14.149	41.809	156.5	22:09.251
9	2:41.088	45.568	1:13.783	41.737	156.5	24:50.339
10	2:41.108	45.299	1:14.180	41.629	156.5	27:31.447
11	<b>2:40.707</b>	45.820	<b>1:13.652</b>	<b>41.235</b>	156.9	30:12.154
12	2:52.674 <b>B</b>	45.539	1:16.213	50.922	146.0	33:04.828
13	4:02.362	2:04.513	1:15.387	42.462	104.0	37:07.190
14	2:45.798	47.002	1:16.437	42.359	152.1	39:52.988
15	2:43.895	46.269	1:15.193	42.433	153.8	42:36.883
16	2:46.620	47.338	1:16.028	43.254	151.3	45:23.503
17	2:46.843	46.555	1:17.796	42.492	151.1	48:10.346
18	2:44.269	45.724	1:15.841	42.704	153.5	50:54.615
19	2:44.029	46.370	1:15.565	42.094	153.7	53:38.644
20	2:41.690	45.696	1:14.614	41.380	155.9	56:20.334
21	2:42.015	45.832	1:14.566	41.617	155.6	59:02.349
22	2:42.581	45.855	1:15.129	41.597	155.1	1:01:44.930
23	2:43.189	45.950	1:14.798	42.441	154.5	1:04:28.119

**412** **Eric van den Munckhof**  
Munckhof Racing / Vd Pas Racing BMW Z4

1	2:51.370	56.594	1:13.694	41.082	147.1	2:51.370
2	<b>2:36.919</b>	45.130	1:11.673	40.116	160.7	5:28.289
3	2:40.491	45.663	1:13.025	41.803	157.1	8:08.780
4	2:41.063	46.485	1:13.110	41.468	156.5	10:49.843
5	2:38.568	45.336	1:12.371	40.861	159.0	13:28.411
6	2:39.954	48.067	<b>1:11.488</b>	40.399	157.6	16:08.365
7	2:39.810	45.633	1:13.537	40.640	157.8	18:48.175
8	2:37.667	45.279	1:12.399	<b>39.989</b>	159.9	21:25.842
9	2:38.344	46.453	1:11.627	40.264	159.2	24:04.186
10	2:38.239	45.810	1:11.541	40.888	159.3	26:42.425
11	2:40.050	45.543	1:13.042	41.465	157.5	29:22.475
12	2:49.261 <b>B</b>	45.450	1:12.556	51.255	149.0	32:11.736


**420** **Dennis de Borst / Martin de Kleijn**  
FEBO Racing Team / FMA Seat Sport Leon Cup Racer

1	2:53.326	58.011	1:14.497	40.818	145.5	2:53.326
2	2:39.576	46.549	1:12.238	40.789	158.0	5:32.902
3	<b>2:38.730</b>	45.581	1:12.559	40.590	158.8	8:11.632
4	2:39.078	<b>45.452</b>	<b>1:11.786</b>	41.840	158.5	10:50.710
5	2:39.329	45.667	1:12.533	41.129	158.3	13:30.039
6	2:39.837	46.685	1:12.671	<b>40.481</b>	157.7	16:09.876
7	2:39.365	46.190	1:12.208	40.967	158.2	18:49.241
8	2:39.803	46.134	1:12.133	41.536	157.8	21:29.044
9	2:39.485	45.799	1:12.655	41.031	158.1	24:08.529
10	2:40.475	45.863	1:13.014	41.598	157.1	26:49.004
11	2:41.135	46.161	1:13.725	41.249	156.5	29:30.139
12	2:42.376	46.551	1:14.633	41.192	155.3	32:12.515
13	2:49.534 <b>B</b>	46.152	1:14.524	48.858	148.7	35:02.049
14	3:59.146	2:01.487	1:15.826	41.833	105.4	39:01.195
15	2:43.781	46.489	1:15.199	42.093	154.0	41:44.976
16	2:43.466	46.530	1:14.632	42.304	154.2	44:28.442
17	2:45.456	46.790	1:15.704	42.962	152.4	47:13.898
18	2:47.587	46.761	1:15.966	44.860	150.5	50:01.485
19	2:47.650	48.053	1:16.522	43.075	150.4	52:49.135
20	2:50.605	47.296	1:18.858	44.451	147.8	55:39.740
21	2:50.696	47.433	1:19.048	44.215	147.7	58:30.436
22	2:53.813	47.874	1:20.985	44.954	145.1	1:01:24.249
23	2:53.124	48.012	1:19.603	45.509	145.6	1:04:17.373

**421** **Steve Van Bellingen / J.K. Norris**  
Compaxracing BMW WTCC

1	2:50.762	56.246	1:13.750	40.766	147.7	2:50.762
2	2:37.221	44.417	1:12.701	40.103	160.4	5:27.983
3	2:39.040	44.570	1:12.845	41.625	158.5	8:07.023
4	2:40.991	45.827	1:14.958	40.206	156.6	10:48.014
5	2:39.851	<b>44.280</b>	1:14.411	41.160	157.7	13:27.865
6	<b>2:37.142</b>	44.705	1:12.434	40.003	160.5	16:05.007
7	2:37.328	45.088	<b>1:12.333</b>	<b>39.907</b>	160.3	18:42.335
8	2:37.994	44.882	1:12.591	40.521	159.6	21:20.329
9	2:37.976	44.493	1:13.088	40.395	159.6	23:58.305
10	2:38.109	44.801	1:12.971	40.337	159.5	26:36.414
11	2:38.832	45.315	1:13.078	40.439	158.7	29:15.246
12	2:39.208	45.130	1:13.433	40.645	158.4	31:54.454
13	2:39.957	44.937	1:13.573	41.447	157.6	34:34.411
14	2:49.587 <b>B</b>	44.681	1:13.838	51.068	148.7	37:23.998
15	4:08.681	2:10.335	1:14.714	43.632	101.4	41:32.679
16	2:44.551	47.580	1:14.254	42.717	153.2	44:17.230





## SUPERCAR CHALLENGE SPA EURO RACE 2015 RACE 1

### Analysis

Lap	Time	Sector 1	Sector 2	Sector 3	Kph	Elapsed	Lap	Time	Sector 1	Sector 2	Sector 3	Kph	Elapsed
17	2:41.668	46.793	1:13.420	41.455	156.0	46:58.898	21	2:38.645	46.174	1:12.549	39.922	158.9	56:44.501
18	2:40.722	45.828	1:13.670	41.224	156.9	49:39.620	22	2:37.045	44.887	1:12.275	39.883	160.6	59:21.546
19	2:40.705	45.938	1:13.510	41.257	156.9	52:20.325	23	2:38.010	44.416	1:12.903	40.691	159.6	1:01:59.556
20	2:40.319	46.307	1:13.287	40.725	157.3	55:00.644	24	2:40.005	45.032	1:14.396	40.577	157.6	1:04:39.561
21	2:41.236	45.863	1:14.135	41.238	156.4	57:41.880							
22	2:42.100	46.204	1:14.429	41.467	155.5	1:00:23.980							
23	2:40.851	45.763	1:13.414	41.674	156.8	1:03:04.831							
24	2:41.389	45.736	1:13.939	41.714	156.2	1:05:46.220							

Personal Best Session Best B Crossing the finish line in pit lane

### 422 Dennis Houweling / Priscilla Speelman

Ferry Monster Autosport Seat Sport Leon Cup Racer

1	2:54.553	58.563	1:14.989	41.001	144.4	2:54.553
2	2:40.729	46.346	1:12.664	41.719	156.9	5:35.282
3	2:41.254	46.031	1:13.647	41.576	156.4	8:16.536
4	2:42.471	46.015	1:15.547	40.909	155.2	10:59.007
5	2:39.945	45.989	1:12.425	41.531	157.6	13:38.952
6	2:38.896	45.816	1:12.256	40.824	158.7	16:17.848
7	2:39.698	45.916	1:12.924	40.858	157.9	18:57.546
8	2:41.601	45.441	1:14.323	41.837	156.0	21:39.147
9	2:40.008	46.273	1:13.055	40.680	157.6	24:19.155
10	2:42.570	45.715	1:16.386	40.469	155.1	27:01.725
11	2:42.824	45.592	1:14.227	43.005	154.9	29:44.549
12	2:51.907	45.662	1:13.541	52.704	146.7	32:36.456
13	3:59.539	2:01.765	1:14.882	42.892	105.3	36:35.995
14	2:44.254	47.510	1:14.455	42.289	153.5	39:20.249
15	2:42.133	46.776	1:13.716	41.641	155.5	42:02.382
16	2:43.458	46.889	1:13.850	42.719	154.3	44:45.840
17	2:44.985	47.243	1:14.856	42.886	152.8	47:30.825
18	2:47.074	47.418	1:15.940	43.716	150.9	50:17.899
19	2:45.090	47.510	1:14.312	43.268	152.7	53:02.989
20	2:44.811	47.345	1:14.593	42.873	153.0	55:47.800
21	2:44.878	47.299	1:14.909	42.670	152.9	58:32.678
22	2:49.705	46.803	1:19.504	43.398	148.6	1:01:22.383
23	2:46.603	47.213	1:15.529	43.861	151.3	1:04:08.986

### 432 Richard Neary / Martin Short

Rollcentre Racing BMW M3 V8

1	2:54.751	1:02.190	1:12.601	39.960	144.3	2:54.751
2	2:35.371	44.463	1:11.365	39.543	162.3	5:30.122
3	2:36.625	43.724	1:11.733	41.168	161.0	8:06.747
4	2:35.538	44.149	1:11.255	40.134	162.1	10:42.285
5	2:34.025	43.719	1:10.738	39.568	163.7	13:16.310
6	2:33.166	43.797	1:10.269	39.100	164.6	15:49.476
7	2:33.649	43.234	1:10.818	39.597	164.1	18:23.125
8	2:35.839	43.641	1:12.026	40.172	161.8	20:58.964
9	2:34.195	43.793	1:10.506	39.896	163.5	23:33.159
10	2:35.517	43.614	1:12.386	39.517	162.1	26:08.676
11	2:35.165	43.814	1:11.553	39.798	162.5	28:43.841
12	2:44.619	43.896	1:12.762	47.961	153.2	31:28.460
13	4:08.241	2:13.543	1:13.835	40.863	101.6	35:36.701
14	2:40.448	45.169	1:15.087	40.192	157.1	38:17.149
15	2:37.420	44.712	1:12.424	40.284	160.2	40:54.569
16	2:37.894	44.595	1:13.208	40.091	159.7	43:32.463
17	2:38.806	44.591	1:14.025	40.190	158.8	46:11.269
18	2:37.852	45.118	1:12.556	40.178	159.7	48:49.121
19	2:38.851	45.247	1:13.359	40.245	158.7	51:27.972
20	2:37.884	44.959	1:12.830	40.095	159.7	54:05.856

### 438 Rick Renmans

JR Motorsport BMW E46

1	2:59.833	1:00.567	1:16.971	42.295	140.2	2:59.833
2	2:44.292	46.660	1:15.652	41.980	153.5	5:44.125
3	2:45.340	46.109	1:16.259	42.972	152.5	8:29.465
4	2:44.201	46.367	1:15.805	42.029	153.6	11:13.666
5	2:41.433	45.591	1:14.435	41.407	156.2	13:55.099
6	2:41.475	45.346	1:14.682	41.447	156.1	16:36.574
7	2:42.632	45.592	1:15.357	41.683	155.0	19:19.206
8	2:44.213	45.428	1:16.949	41.836	153.5	22:03.419
9	2:40.273	45.191	1:13.655	41.427	157.3	24:43.692
10	2:39.775	45.273	1:13.262	41.240	157.8	27:23.467
11	2:40.568	45.204	1:14.128	41.236	157.0	30:04.035
12	2:39.071	45.160	1:13.087	40.824	158.5	32:43.106
13	2:49.743	45.146	1:13.120	51.477	148.5	35:32.849
14	4:09.488	2:13.159	1:13.326	43.003	101.1	39:42.337
15	2:41.391	45.424	1:14.686	41.281	156.2	42:23.728
16	2:40.661	45.516	1:14.053	41.092	156.9	45:04.389
17	2:40.133	44.968	1:13.910	41.255	157.5	47:44.522
18	2:42.155	45.071	1:13.859	43.225	155.5	50:26.677
19	2:43.563	46.593	1:14.508	42.462	154.2	53:10.240
20	2:41.979	45.158	1:13.355	43.466	155.7	55:52.219
21	2:41.102	45.366	1:13.094	42.642	156.5	58:33.321
22	2:41.895	45.671	1:15.352	40.872	155.7	1:01:15.216
23	2:40.952	45.341	1:14.627	40.984	156.7	1:03:56.168
24	2:39.690	45.182	1:13.392	41.116	157.9	1:06:35.858

### 444 Ronald van Loon


BlueBerry Racing BMW E46 M3

1	2:55.676	59.415	1:14.522	41.739	143.5	2:55.676
2	2:40.319	46.176	1:12.914	41.229	157.3	5:35.995
3	2:41.994	46.011	1:14.541	41.442	155.6	8:17.989
4	2:43.532	46.455	1:15.509	41.568	154.2	11:01.521
5	2:42.492	45.989	1:14.788	41.715	155.2	13:44.013
6	2:42.305	47.238	1:13.645	41.422	155.4	16:26.318
7	2:41.957	46.708	1:13.168	42.081	155.7	19:08.275
8	2:41.801	46.459	1:13.458	41.884	155.8	21:50.076
9	2:42.073	47.136	1:13.017	41.920	155.6	24:32.149
10	2:42.223	46.793	1:13.438	41.992	155.4	27:14.372
11	2:52.157	46.531	1:13.911	51.715	146.5	30:06.529

### 445 Robert van de Berg / Sandra van der Sloot

Harders Plaza Racing BMW 132i

1	2:59.950	1:01.109	1:16.716	42.125	140.1	2:59.950
2	2:40.542	45.948	1:13.337	41.257	157.1	5:40.492
3	2:42.535	45.473	1:15.205	41.857	155.1	8:23.027
4	2:42.087	45.774	1:14.055	42.258	155.6	11:05.114
5	2:39.725	46.146	1:12.588	40.991	157.9	13:44.839
6	2:39.580	45.778	1:12.696	41.106	158.0	16:24.419
7	2:40.874	45.438	1:13.473	41.963	156.7	19:05.293
8	2:40.506	45.539	1:14.095	40.872	157.1	21:45.799



## SUPERCAR CHALLENGE SPA EURO RACE 2015 RACE 1

### Analysis

Lap	Time	Sector 1	Sector 2	Sector 3	Kph	Elapsed	Lap	Time	Sector 1	Sector 2	Sector 3	Kph	Elapsed
9	<b>2:38.393</b>	45.272	<b>1:12.185</b>	40.936	159.2	24:24.192	12	2:53.328 <b>B</b>	46.575	1:14.647	52.106	145.5	33:07.088
10	2:39.106	45.240	1:13.084	40.782	158.5	27:03.298	13	4:44.097	2:32.418	1:18.713	52.966	88.8	37:51.185
11	2:40.469	<b>44.967</b>	1:13.515	41.987	157.1	29:43.767	14	2:56.968	52.236	1:19.843	44.889	142.5	40:48.153
12	2:45.010 <b>B</b>	45.233	1:12.583	47.194	152.8	32:28.777	15	2:53.927	47.850	1:21.820	44.257	145.0	43:42.080
13	4:02.943	2:04.501	1:17.040	41.402	103.8	36:31.720	16	2:50.020	47.482	1:18.262	44.276	148.3	46:32.100
14	2:40.508	45.780	1:13.639	41.089	157.1	39:12.228	17	2:50.671	47.659	1:19.511	43.501	147.7	49:22.771
15	2:39.546	45.548	1:12.957	41.041	158.0	41:51.774	18	2:47.823	47.531	1:17.269	43.023	150.2	52:10.594
16	2:39.324	45.200	1:13.425	40.699	158.3	44:31.098	19	2:47.718	47.099	1:18.132	42.487	150.3	54:58.312
17	2:40.365	46.048	1:13.199	41.118	157.2	47:11.463	20	2:49.732	46.749	1:18.485	44.498	148.6	57:48.044
18	2:38.832	45.169	1:12.977	40.686	158.7	49:50.295	21	2:52.481	48.149	1:20.339	43.993	146.2	1:00:40.525
19	2:40.394	45.921	1:13.486	40.987	157.2	52:30.689							
20	2:40.039	45.532	1:13.489	41.018	157.6	55:10.728							
21	2:38.737	45.200	1:13.159	<b>40.378</b>	158.8	57:49.465							
22	2:39.065	45.728	1:12.618	40.719	158.5	1:00:28.530							
23	2:38.493	45.214	1:12.688	40.591	159.1	1:03:07.023							
24	2:39.422	45.045	1:12.625	41.752	158.2	1:05:46.445							


446 Philippe Bonneel / Bas Schouten						
EMG Motorsport			BMW M3 E92			
1	2:50.208	55.740	1:13.499	40.969	148.1	2:50.208
2	2:35.785	44.704	1:11.240	39.841	161.9	5:25.993
3	2:39.506	44.215	1:14.007	41.284	158.1	8:05.499
4	2:37.157	45.223	1:10.990	40.944	160.4	10:42.656
5	2:34.642	44.490	1:10.244	39.908	163.0	13:17.298
6	<b>2:33.616</b>	44.153	<b>1:09.960</b>	<b>39.503</b>	164.1	15:50.914
7	2:34.226	44.415	1:10.015	39.796	163.5	18:25.140
8	2:34.670	<b>44.105</b>	1:10.570	39.995	163.0	20:59.810
9	2:36.308	44.356	1:11.760	40.192	161.3	23:36.118
10	2:36.383	44.917	1:10.928	40.538	161.2	26:12.501
11	2:35.759	44.384	1:11.657	39.718	161.9	28:48.260
12	2:35.232	44.444	1:11.029	39.759	162.4	31:23.492
13	2:35.960	44.482	1:11.576	39.902	161.7	33:59.452
14	2:35.685	44.258	1:10.845	40.582	162.0	36:35.137
15	2:45.057 <b>B</b>	44.477	1:11.824	48.756	152.8	39:20.194
16	3:58.002	2:01.357	1:15.250	41.395	105.9	43:18.196
17	2:39.940	45.368	1:13.548	41.024	157.6	45:58.136
18	2:39.204	45.345	1:12.968	40.891	158.4	48:37.340
19	2:38.974	45.083	1:12.965	40.926	158.6	51:16.314
20	2:39.456	45.027	1:13.742	40.687	158.1	53:55.770
21	2:39.462	45.315	1:13.421	40.726	158.1	56:35.232
22	2:39.205	45.443	1:13.304	40.458	158.4	59:14.437
23	2:38.402	44.750	1:13.006	40.646	159.2	1:01:52.839
24	2:39.045	45.144	1:12.579	41.322	158.5	1:04:31.884

451 Leo Kurstjens / Wim Lemmers						
AT Motorsport			ATR3			
1	3:02.648	1:05.019	1:14.669	42.960	138.0	3:02.648
2	2:45.013	47.021	1:15.174	42.818	152.8	5:47.661
3	2:46.856	46.951	1:17.749	42.156	151.1	8:34.517
4	2:42.389	46.221	1:14.529	41.639	155.3	11:16.906
5	2:40.801	46.583	<b>1:12.880</b>	41.338	156.8	13:57.707
6	2:43.636	46.515	1:15.082	42.039	154.1	16:41.343
7	2:43.830	46.808	1:15.031	41.991	153.9	19:25.173
8	2:41.501	46.707	1:13.525	<b>41.269</b>	156.1	22:06.674
9	<b>2:40.527</b>	46.216	1:13.032	41.279	157.1	24:47.201
10	2:43.498	<b>46.165</b>	1:14.824	42.509	154.2	27:30.699
11	2:43.061	46.584	1:15.007	41.470	154.6	30:13.760

459 Marcel van de Maat / Peter Schreurs						
BS Racing Team			BMW E46 GTR			
1	3:02.894	1:03.534	1:15.469	43.891	137.9	3:02.894
2	2:45.357	47.068	1:15.162	43.127	152.5	5:48.251
3	2:46.787	46.397	1:16.790	43.600	151.2	8:35.038
4	2:42.730	45.922	1:14.638	42.170	154.9	11:17.768
5	2:41.126	46.256	1:14.420	<b>40.450</b>	156.5	13:58.894
6	2:43.488	45.454	1:15.180	42.854	154.2	16:42.382
7	<b>2:38.379</b>	45.683	<b>1:12.143</b>	40.553	159.2	19:20.761
8	2:40.890	<b>45.144</b>	1:14.223	41.523	156.7	22:01.651
9	2:56.376 <b>B</b>	48.248	1:15.451	52.677	143.0	24:58.027

471 Luuk van Loon / Jan van der Kooij						
Van der Kooij Racing			Lotus Exige			
1	2:53.844	56.044	1:17.238	40.562	145.0	2:53.844
2	2:37.971	44.605	1:13.072	40.294	159.6	5:31.815
3	2:38.127	44.556	1:13.314	40.257	159.5	8:09.942
4	2:40.547	45.005	1:13.178	42.364	157.1	10:50.489
5	2:38.466	44.847	1:13.391	40.228	159.1	13:28.955
6	2:39.950	47.535	1:12.424	39.991	157.6	16:08.905
7	2:38.937	44.720	1:13.432	40.785	158.6	18:47.842
8	2:36.063	44.439	1:11.300	40.324	161.6	21:23.905
9	2:35.920	44.289	1:11.796	<b>39.835</b>	161.7	23:59.825
10	2:38.285	44.484	1:12.658	41.143	159.3	26:38.110
11	2:38.783	45.940	1:11.834	41.009	158.8	29:16.893
12	2:37.605	<b>44.146</b>	1:13.006	40.453	160.0	31:54.498
13	2:38.017	44.889	1:12.965	40.163	159.6	34:32.515
14	2:42.845 <b>B</b>	44.770	1:11.726	46.349	154.8	37:15.360
15	4:06.274	2:10.268	1:12.892	43.114	102.4	41:21.634
16	2:39.535	45.165	1:12.991	41.379	158.0	44:01.169
17	2:36.146	44.530	1:11.252	40.364	161.5	46:37.315
18	<b>2:35.309</b>	44.312	<b>1:11.108</b>	39.889	162.3	49:12.624
19	2:37.712	44.811	1:12.744	40.157	159.9	51:50.336
20	2:37.008	45.026	1:11.640	40.342	160.6	54:27.344
21	2:36.141	45.027	1:11.117	39.997	161.5	57:03.485
22	2:37.516	44.952	1:11.309	41.255	160.1	59:41.001
23	2:38.084	45.548	1:11.851	40.685	159.5	1:02:19.085
24	2:38.061	45.030	1:12.177	40.854	159.5	1:04:57.146

504 Rob Nieman						
Spirit Racing			Renault Clio RS 2.0			
1	3:08.933	1:07.135	1:17.224	44.574	133.5	3:08.933
2	<b>2:51.968</b>	<b>50.964</b>	<b>1:16.255</b>	44.749	146.6	6:00.901
3	2:53.083	51.261	1:17.279	<b>44.543</b>	145.7	8:53.984
4	2:53.159	51.735	1:16.859	44.565	145.6	11:47.143



## SUPERCAR CHALLENGE SPA EURO RACE 2015 RACE 1

### Analysis

■ Personal Best   
 ■ Session Best   
 ■ Crossing the finish line in pit lane


Lap	Time	Sector 1	Sector 2	Sector 3	Kph	Elapsed	Lap	Time	Sector 1	Sector 2	Sector 3	Kph	Elapsed
5	2:53.246	51.094	1:16.337	45.815	145.5	14:40.389	12	4:33.813	2:28.348	1:19.049	46.416	92.1	37:06.647
6	2:53.066	51.577	1:16.655	44.834	145.7	17:33.455	13	2:57.192	52.098	1:19.172	45.922	142.3	40:03.839
7	2:54.945	51.064	1:17.953	45.928	144.1	20:28.400	14	2:55.199	52.129	1:17.839	45.231	143.9	42:59.038
8	2:53.582	51.476	1:17.386	44.720	145.3	23:21.982	15	2:54.239	51.488	1:17.746	45.005	144.7	45:53.277
9	2:54.075	51.671	1:17.622	44.782	144.8	26:16.057	16	2:56.516	52.023	1:17.904	46.589	142.8	48:49.793
10	2:53.761	51.536	1:17.182	45.043	145.1	29:09.818	17	2:54.752	51.812	1:17.711	45.229	144.3	51:44.545
11	2:55.961	51.747	1:18.403	45.811	143.3	32:05.779	18	2:54.732	52.178	1:17.015	45.539	144.3	54:39.277
12	3:01.983 <b>B</b>	51.361	1:19.386	51.236	138.6	35:07.762	19	2:53.769	51.485	1:17.259	45.025	145.1	57:33.046
13	4:19.099	2:16.501	1:17.554	45.044	97.3	39:26.861	20	2:53.711	51.607	1:17.097	45.007	145.1	1:00:26.757
14	2:54.524	51.250	1:18.098	45.176	144.5	42:21.385	21	2:54.929	51.812	1:17.624	45.493	144.1	1:03:21.686
15	2:55.135	52.130	1:17.788	45.217	144.0	45:16.520	22	2:54.424	51.684	<span style="background-color: green;">1:16.981</span>	45.759	144.6	1:06:16.110
16	2:57.558	52.775	1:18.259	46.524	142.0	48:14.078							
17	2:53.954	51.303	1:17.701	44.950	144.9	51:08.032							
18	2:54.684	51.941	1:17.881	44.862	144.3	54:02.716							
19	2:55.431	51.983	1:17.851	45.597	143.7	56:58.147							
20	2:54.771	51.538	1:17.806	45.427	144.3	59:52.918							
21	3:00.157	52.072	1:21.779	46.306	140.0	1:02:53.075							
22	2:58.578	51.546	1:19.589	47.443	141.2	1:05:51.653							

505 Chris Voet / Bart van den Broeck						
Traxx Racing Peugeot RCZ						
Lap	Time	Sector 1	Sector 2	Sector 3	Kph	Elapsed
1	3:05.196	1:05.321	1:16.083	43.792	136.1	3:05.196
2	2:50.045	49.876	1:16.037	44.132	148.3	5:55.241
3	2:51.114	49.950	1:16.891	44.273	147.4	8:46.355
4	2:49.804	50.023	1:16.165	43.616	148.5	11:36.159
5	2:49.186	49.686	<span style="background-color: green;">1:15.599</span>	43.901	149.0	14:25.345
6	2:50.059	49.727	1:16.393	43.939	148.3	17:15.404
7	2:50.262	49.976	1:16.050	44.236	148.1	20:05.666
8	2:51.431	49.755	1:16.370	45.306	147.1	22:57.097
9	2:50.481	49.693	1:16.374	44.414	147.9	25:47.578
10	2:50.438	49.731	1:16.739	43.968	147.9	28:38.016
11	3:04.262 <b>B</b>	51.063	1:17.791	55.408	136.8	31:42.278
12	4:21.712	2:16.789	1:18.695	46.228	96.3	36:03.990
13	2:52.176	49.933	1:17.603	44.640	146.4	38:56.166
14	2:51.408	49.725	1:17.778	43.905	147.1	41:47.574
15	2:50.770	49.003	1:17.557	44.210	147.6	44:38.344
16	2:49.534	49.068	1:16.598	43.868	148.7	47:27.878
17	2:51.517	49.314	1:17.313	44.890	147.0	50:19.395
18	2:58.093 <b>B</b>	49.423	1:17.107	51.563	141.6	53:17.488
19	2:59.472	59.383	1:16.597	<span style="background-color: green;">43.492</span>	140.5	56:16.960
20	2:49.287	49.225	1:16.442	43.620	148.9	59:06.247
21	<span style="background-color: green;">2:48.767</span>	<span style="background-color: green;">48.776</span>	1:16.457	43.534	149.4	1:01:55.014
22	2:51.176	49.006	1:18.352	43.818	147.3	1:04:46.190

507 Frank Bédorf / Marco Poland						
Spirit Racing Renault Clio RS 2.0						
Lap	Time	Sector 1	Sector 2	Sector 3	Kph	Elapsed
1	3:14.211	1:11.132	1:18.172	44.907	129.8	3:14.211
2	2:54.531	51.850	1:17.347	45.334	144.5	6:08.742
3	2:53.761	51.477	1:17.310	44.974	145.1	9:02.503
4	<span style="background-color: green;">2:53.423</span>	<span style="background-color: green;">51.111</span>	1:17.246	45.066	145.4	11:55.926
5	2:57.077	51.854	1:19.239	45.984	142.4	14:53.003
6	2:54.308	51.956	1:17.080	45.272	144.7	17:47.311
7	2:57.268	51.615	1:18.970	46.683	142.2	20:44.579
8	2:54.482	51.572	1:16.997	45.913	144.5	23:39.061
9	2:55.633	51.515	1:19.214	<span style="background-color: green;">44.904</span>	143.6	26:34.694
10	2:54.157	51.522	1:17.710	44.925	144.8	29:28.851
11	3:03.983 <b>B</b>	52.393	1:18.035	53.555	137.0	32:32.834

510 John van der Voort / Benjamin van den Berg						
Harders Plaza Racing BMW 130i						
Lap	Time	Sector 1	Sector 2	Sector 3	Kph	Elapsed
1	3:09.173	1:07.430	1:17.612	44.131	133.3	3:09.173
2	2:52.282	50.876	1:17.536	43.870	146.4	6:01.455
3	2:50.514	49.733	1:16.821	43.960	147.9	8:51.969
4	2:48.282	48.005	1:16.401	43.876	149.8	11:40.251
5	2:47.958	47.787	1:16.462	43.709	150.1	14:28.209
6	<span style="background-color: green;">2:47.902</span>	<span style="background-color: green;">47.678</span>	1:17.301	42.923	150.2	17:16.111
7	2:50.129	49.626	1:16.375	44.128	148.2	20:06.240
8	2:51.915	49.601	1:17.945	44.369	146.7	22:58.155
9	2:51.262	48.926	1:18.811	43.525	147.2	25:49.417
10	2:49.165	48.157	1:16.934	44.074	149.1	28:38.582
11	3:01.909 <b>B</b>	49.655	1:17.514	54.740	138.6	31:40.491
12	4:33.260	2:35.337	<span style="background-color: green;">1:15.218</span>	42.705	92.3	36:13.751
13	2:50.938	48.833	1:18.423	43.682	147.5	39:04.689
14	2:50.523	48.911	1:18.261	43.351	147.9	41:55.212
15	2:50.719	49.021	1:15.804	45.894	147.7	44:45.931
16	2:48.901	48.742	1:17.054	43.105	149.3	47:34.832
17	2:52.179	49.361	1:16.512	46.306	146.4	50:27.011
18	2:51.832	49.682	1:16.757	45.393	146.7	53:18.843
19	2:49.571	49.248	1:15.502	44.821	148.7	56:08.414
20	2:51.209	49.959	1:16.108	45.142	147.3	58:59.623
21	2:56.019	49.522	1:24.196	<span style="background-color: green;">42.301</span>	143.2	1:01:55.642
22	2:48.924	48.398	1:17.063	43.463	149.3	1:04:44.566

546 Wiebe Wytzes						
EMG Motorsport Renault Clio 3						
Lap	Time	Sector 1	Sector 2	Sector 3	Kph	Elapsed
1	3:11.298	1:09.238	1:17.845	44.215	131.8	3:11.298
2	2:53.295	51.848	1:17.339	44.108	145.5	6:04.593
3	2:50.766	50.508	1:16.450	<span style="background-color: green;">43.808</span>	147.7	8:55.359
4	2:50.296	49.768	1:16.260	44.268	148.1	11:45.655
5	2:50.408	50.220	1:15.861	44.327	148.0	14:36.063
6	2:50.267	50.323	<span style="background-color: green;">1:15.381</span>	44.563	148.1	17:26.330
7	2:50.677	50.134	1:15.637	44.906	147.7	20:17.007
8	2:50.863	50.194	1:16.167	44.502	147.6	23:07.870
9	2:50.966	50.181	1:16.149	44.636	147.5	25:58.836
10	2:50.899	50.162	1:16.530	44.207	147.5	28:49.735
11	2:56.962 <b>B</b>	50.105	1:16.221	50.636	142.5	31:46.697
12	4:20.051	2:18.640	1:17.346	44.065	97.0	36:06.748
13	<span style="background-color: green;">2:49.873</span>	49.937	1:15.650	44.286	148.4	38:56.621
14	2:51.516	<span style="background-color: green;">49.582</span>	1:17.861	44.073	147.0	41:48.137
15	2:50.831	49.907	1:16.375	44.549	147.6	44:38.968
16	2:50.100	49.854	1:15.763	44.483	148.2	47:29.068
17	2:54.010	52.170	1:16.700	45.140	144.9	50:23.078
18	2:52.238	50.209	1:17.179	44.850	146.4	53:15.316



**SUPERCAR CHALLENGE**  
SPA EURO RACE 2015  
RACE 1

Analysis

■ Personal Best   
 ■ Session Best   
 **B** Crossing the finish line in pit lane

Lap	Time	Sector 1	Sector 2	Sector 3	Kph	Elapsed	Lap	Time	Sector 1	Sector 2	Sector 3	Kph	Elapsed
19	2:51.647	50.646	1:16.690	44.311	146.9	56:06.963							
20	2:51.359	50.325	1:16.564	44.470	147.1	58:58.322							
21	2:51.576	50.359	1:16.651	44.566	147.0	1:01:49.898							
22	2:51.939	50.073	1:16.611	45.255	146.6	1:04:41.837							

555	<b>Carlijn Bergsma / Pieter de Jong</b>					
	Van der Kooi Racing	Lotus Exige				
1	3:30.089	1:22.807	1:20.016	47.266	120.0	3:30.089